

Appendix A.

**Humboldt County Community Corrections Partnership (CCP)
Membership Roster**
Humboldt County AB 109 Implementation Progress Report

**Humboldt County
Community Corrections Partnership Membership Roster**

Pursuant to the organization's Bylaws, the purpose of the Humboldt County Partnership Executive Committee is to develop and implement County-based responses to the adult criminal justice system as a result of Public Safety Realignment and to set priorities for the use of California State Realignment Funds associated with Public Safety Realignment. The Executive Committee is also charged with developing a comprehensive multi-agency community corrections plan that identifies resources and strategies for providing an effective continuum of responses in the prevention, intervention, supervision, treatment and incarceration of adult offenders, including strategies to develop and implement local alternatives to incarceration options for offenders. The local plan shall be guided by the principles of evidenced-based practices in corrections.

CCP Executive Committee

- § Bill Damiano, Humboldt County Chief Probation Officer, Chairperson
- § Kerri Keenan, Humboldt County Court Executive Officer (Court designee)
- § Paul Gallegos, Humboldt County District Attorney
- § Mike Downey, Humboldt County Sheriff
- § Kevin Robinson, Humboldt County Public Defender
- § Bret Smith, Ferndale Chief of Police
- § Phil Crandall, Director, Department of Health & Human Services

Other CCP Members

- § Philip Smith-Hanes, Humboldt County Administrator
- § Garry Eagles, PhD, Superintendent, Humboldt County Office of Education
- § Scott Cunningham, Executive Director, Alcohol & Drug Care Services, Inc.
- § Diana Livingston, Executive Director, North Coast Substance Abuse Council
- § Arlette Large, Executive Director, Humboldt Recovery Center
- § Dawn Watkins, Executive Director, Women's Crisis Shelter, Southern Humboldt

Appendix B.

**California County Start-up, Planning, and Program Funding
Allocations For Years 1 and 2 of the AB 109 Realignment Act
*Humboldt County AB 109 Implementation Progress Report***

**AB 109 Realignment Act Years 1 and 2
California County Program, Start-up and Planning Allocations
FY 2011 - 12 and FY 2012 - 13**

County	AB 109 Year 1 Funding Allocations				AB 109 Year 2 Allocations		
	AB 109 Program Allocations	Program Start-up Allocations (One Time)	CCP Planning Allocations	DA / PD Revocation Activities Allocations	AB 109 Program Allocations	CCP Planning Allocations	DA / PD Revocation Activities Allocations
Alameda	\$9,221,012	\$650,650	\$200,000	\$330,530	\$29,223,042	\$200,000	\$396,403
Alpine	\$76,883	\$5,425	\$100,000	\$2,756	\$153,766	\$100,000	\$3,103
Amador	\$543,496	\$38,350	\$100,000	\$19,482	\$1,130,452	\$100,000	\$22,030
Butte	\$2,735,905	\$193,050	\$150,000	\$98,069	\$5,601,830	\$150,000	\$110,607
Calaveras	\$350,757	\$24,750	\$100,000	\$12,573	\$794,509	\$100,000	\$14,364
Colusa	\$214,352	\$15,125	\$100,000	\$7,684	\$432,059	\$100,000	\$8,657
Contra Costa	\$4,572,950	\$322,675	\$200,000	\$163,919	\$19,285,330	\$200,000	\$207,390
Del Norte	\$221,438	\$15,625	\$100,000	\$7,938	\$544,959	\$100,000	\$9,166
El Dorado	\$1,210,643	\$85,425	\$100,000	\$43,396	\$3,329,308	\$100,000	\$50,901
Fresno	\$8,838,368	\$623,650	\$200,000	\$316,814	\$20,784,011	\$200,000	\$363,664
Glenn	\$331,271	\$23,375	\$100,000	\$11,875	\$662,541	\$100,000	\$13,368
Humboldt	\$1,526,679	\$107,725	\$100,000	\$54,724	\$3,341,460	\$100,000	\$62,256
Imperial	\$1,296,384	\$91,475	\$100,000	\$46,469	\$3,126,692	\$100,000	\$53,517
Inyo	\$190,968	\$13,475	\$100,000	\$6,845	\$395,041	\$100,000	\$7,736
Kern	\$10,834,140	\$764,475	\$200,000	\$388,353	\$23,451,975	\$200,000	\$441,217
Kings	\$2,862,035	\$201,950	\$100,000	\$102,591	\$6,040,871	\$100,000	\$116,207
Lake	\$820,913	\$57,925	\$100,000	\$29,426	\$1,731,165	\$100,000	\$33,328
Lassen	\$384,770	\$27,150	\$100,000	\$13,792	\$778,101	\$100,000	\$15,546
Los Angeles	\$112,558,276	\$7,942,300	\$200,000	\$4,034,688	\$267,782,587	\$200,000	\$4,638,303
Madera	\$1,688,240	\$119,125	\$100,000	\$60,516	\$3,441,681	\$100,000	\$68,273
Marin	\$1,304,178	\$92,025	\$150,000	\$46,749	\$4,563,074	\$150,000	\$57,034
Mariposa	\$165,458	\$11,675	\$100,000	\$5,931	\$338,530	\$100,000	\$6,694
Mendocino	\$993,812	\$70,125	\$100,000	\$35,624	\$2,063,454	\$100,000	\$40,275
Merced	\$2,498,524	\$176,300	\$150,000	\$89,560	\$5,208,630	\$150,000	\$101,300
Modoc	\$76,883	\$5,425	\$100,000	\$2,756	\$166,908	\$100,000	\$3,132
Mono	\$100,267	\$7,075	\$100,000	\$3,594	\$289,289	\$100,000	\$4,246
Monterey	\$3,846,989	\$271,450	\$150,000	\$137,897	\$7,931,442	\$150,000	\$155,775
Napa	\$1,051,917	\$74,225	\$100,000	\$37,706	\$2,467,357	\$100,000	\$43,268
Nevada	\$515,152	\$36,350	\$100,000	\$18,466	\$1,770,139	\$100,000	\$22,456
Orange	\$23,078,393	\$1,628,450	\$200,000	\$827,253	\$56,302,998	\$200,000	\$954,166
Placer	\$2,986,395	\$210,725	\$150,000	\$107,048	\$6,186,755	\$150,000	\$120,994
Plumas	\$153,766	\$10,850	\$100,000	\$5,512	\$355,919	\$100,000	\$6,314
Riverside	\$21,074,473	\$1,487,050	\$200,000	\$755,421	\$43,183,181	\$200,000	\$852,762
Sacramento	\$13,140,278	\$927,200	\$200,000	\$471,018	\$28,075,510	\$200,000	\$534,303
San Benito	\$547,748	\$38,650	\$100,000	\$19,634	\$1,095,496	\$100,000	\$22,104
San Bernardino	\$25,785,600	\$1,819,475	\$200,000	\$924,293	\$55,845,571	\$200,000	\$1,050,174
San Diego	\$25,105,698	\$1,771,500	\$200,000	\$899,922	\$59,134,657	\$200,000	\$1,033,214
San Francisco	\$5,049,838	\$356,325	\$200,000	\$181,013	\$17,078,602	\$200,000	\$219,510
San Joaquin	\$6,785,908	\$478,825	\$150,000	\$243,243	\$14,779,690	\$150,000	\$276,558
San Luis Obispo	\$2,200,557	\$155,275	\$150,000	\$78,880	\$5,179,333	\$150,000	\$90,555
San Mateo	\$4,222,902	\$297,975	\$150,000	\$151,371	\$13,453,508	\$150,000	\$181,697
Santa Barbara	\$3,878,876	\$273,700	\$150,000	\$139,040	\$7,970,922	\$150,000	\$157,007
Santa Clara	\$12,566,312	\$886,700	\$200,000	\$450,444	\$33,746,839	\$200,000	\$526,513
Santa Cruz	\$1,662,730	\$117,325	\$150,000	\$59,601	\$5,174,169	\$150,000	\$71,264
Shasta	\$2,988,875	\$210,900	\$100,000	\$107,137	\$6,253,582	\$100,000	\$121,234
Sierra	\$76,883	\$5,425	\$100,000	\$2,756	\$153,766	\$100,000	\$3,103
Siskiyou	\$445,001	\$31,400	\$100,000	\$15,951	\$898,042	\$100,000	\$17,975
Solano	\$3,807,662	\$268,675	\$150,000	\$136,487	\$8,449,389	\$150,000	\$155,533
Sonoma	\$3,240,428	\$228,650	\$150,000	\$116,154	\$9,027,377	\$150,000	\$136,503
Stanislaus	\$6,010,700	\$424,125	\$150,000	\$215,456	\$12,243,268	\$150,000	\$243,053
Sutter	\$1,167,419	\$82,375	\$100,000	\$41,847	\$2,510,352	\$100,000	\$47,505
Tehama	\$1,212,415	\$85,550	\$100,000	\$43,459	\$2,555,582	\$100,000	\$49,220
Trinity	\$144,554	\$10,200	\$100,000	\$5,182	\$297,469	\$100,000	\$5,852
Tulare	\$5,657,817	\$399,225	\$150,000	\$202,806	\$11,715,220	\$150,000	\$229,214
Tuolumne	\$598,767	\$42,250	\$100,000	\$21,463	\$1,198,616	\$100,000	\$24,165
Ventura	\$5,696,790	\$401,975	\$200,000	\$204,203	\$15,070,691	\$200,000	\$238,174
Yolo	\$2,974,703	\$209,900	\$150,000	\$106,629	\$6,036,683	\$150,000	\$120,237
Yuba	\$1,005,858	\$70,975	\$100,000	\$36,055	\$2,096,608	\$100,000	\$40,781
Total	\$354,300,000	\$25,000,000	\$7,850,000	\$12,700,000	\$842,900,000	\$7,850,000	\$14,600,000

Appendix C.

**Comparison Between Monthly CDCR (N3) Inmates and PRCS Offender
Estimates and Humboldt County Actual (N3) and PRCS Populations**
Humboldt County AB 109 Implementation Progress Report

**Comparison Between Monthly CDCR (N3) Inmates and PRCS Offender Estimates and
Humboldt County Actual (N3) and PRCS Populations
October 2011 - December 2012**

Month / Year	<i>Humboldt County Jail</i>		<i>Humboldt Probation Department</i>		<i>Total AB 109 Offenders</i>	
	CDCR (N3) Estimates	Actual Number (N3) Inmates	CDCR PRCS Estimates	Actual Number PRCS Offenders	CDCR (N3) and PRCS Estimates	Actual Number (N3) & PRCS Offenders
2011:						
October	3	9	16	24	19	33
November	6	11	21	18	27	29
December	10	8	17	29	27	37
Sub-Total	19	28	54	71	73	99
2012:						
January	7	4	20	14	27	18
February	3	7	13	11	16	18
March	24	6	18	25	42	31
April	0	13	10	16	10	29
May	4	9	6	10	10	19
June	1	9	6	13	7	22
July	10	11	11	10	21	21
August	0	10	13	9	13	19
September	11	9	6	11	17	20
October	11	8	6	14	17	22
November	1	8	10	6	11	14
December	5	10	13	13	18	23
Sub-Total	77	104	132	152	209	256
Total	96	132	186	223	282	355
Monthly Average	6	9	12	15	19	24
Range (Low - High)	0 - 24	4 - 13	6 - 21	8 - 29	7 - 42	14 - 37

Appendix D.

**Humboldt County Correctional Facility (HCCF)
Monthly Jail Booking Trends 2010 - 2012
*Humboldt County AB 109 Implementation Progress Report***

Humboldt County Correctional Facility (HCCF)						
Monthly Jail Booking Trends						
2007 - 2012						
Month/Year	2007	2008	2009	2010	2011	2012
January	937	927	917	960	866	845
February	821	750	843	860	787	884
March	874	909	948	933	800	869
April	859	940	983	945	879	971
May	970	952	997	1,073	882	852
June	938	913	949	919	830	915
July	960	915	958	939	880	912
August	994	920	972	919	845	934
September	879	824	959	942	805	928
October	927	998	945	918	870	940
November	932	893	887	807	794	870
December	825	822	883	839	852	806
Total	10,916	10,763	11,241	11,054	10,090	10,726
Monthly Average	910	897	937	921	841	894
Daily Average	30	29	31	30	28	29

HumProgressRpt/Table3

Humboldt County Correctional Facility (HCCF)									
Average Daily Felony and Misdemeanor Bookings									
2010 - 2012									
Month / Year	2010			2011			2012		
	Felony Bookings	Misdemeanor Bookings	Total	Felony Bookings	Misdemeanor Bookings	Total	Felony Bookings	Misdemeanor Bookings	Total
January	361	599	960	316	550	866	359	486	845
February	307	553	860	274	513	787	367	517	884
March	312	621	933	242	558	800	379	490	869
April	324	621	945	333	546	879	369	602	971
May	376	697	1,073	304	578	882	374	478	852
June	322	597	919	272	558	830	374	541	915
July	302	637	939	307	573	880	378	534	912
August	324	595	919	390	455	845	368	566	934
September	329	613	942	309	496	805	365	563	928
October	297	621	918	347	523	870	404	536	940
November	290	517	807	293	501	794	357	513	870
December	294	545	839	339	513	852	339	467	806
Total	3,838	7,216	11,054	3,726	6,364	10,090	4,433	6,293	10,726
Monthly Average	320	601	921	311	528	841	369	524	893
Daily Average	11	20	30	10	17	28	12	17	29

HumProgressRpt/Table21

Appendix E.

**Changes in Humboldt County Correctional Facility (HCCF) Pretrial and
Sentenced Felony / Misdemeanor Jail Inmate ADP by Month, 2010 - 2012**
Humboldt County AB 109 Implementation Progress Report

Humboldt County Correctional Facility (HCCF)									
Changes in Pretrial and Sentenced Felony / Misdemeanor Cases									
Average Daily Jail Inmate Population (ADP) 2010									
Month	Pretrial ADP		Total Pretrial ADP	Sentenced ADP		Total Sentenced ADP	Total Felony	Total Misdemeanor	Total Jail System ADP
	Felony	Misdemeanor		Felony	Misdemeanor				
January	231	55	286	58	38	96	289	93	382
February	239	50	289	60	42	102	299	92	391
March	240	53	293	67	44	111	307	97	404
April	216	48	264	61	44	105	277	92	369
May	210	39	249	59	48	107	269	87	356
June	216	47	263	56	43	99	272	90	362
July	214	57	271	46	39	85	260	96	356
August	224	47	271	43	42	85	267	89	356
September	259	42	301	45	45	90	304	87	391
October	258	41	299	53	45	98	311	86	397
November	258	34	292	54	45	99	312	79	391
December	236	37	273	59	41	100	295	78	373
Average Yearly Inmate Pop.(ADP)	233	46	279	55	43	98	288	89	377

HumProgressRpt/Table20

Humboldt County Correctional Facility (HCCF)									
Changes in Pretrial and Sentenced Felony / Misdemeanor Cases									
Average Daily Jail Inmate Population (ADP) 2011									
Month	Pretrial ADP		Total Pretrial ADP	Sentenced ADP		Total Sentenced ADP	Total Felony	Total Misdemeanor	Total Jail System ADP
	Felony	Misdemeanor		Felony	Misdemeanor				
January	241	35	276	66	51	117	307	86	393
February	241	30	271	74	49	123	315	79	394
March	218	28	246	77	57	134	265	85	380
April	236	28	264	64	47	111	300	75	375
May	244	32	276	61	48	109	305	80	385
June	230	34	264	63	48	111	293	82	375
July	216	35	251	69	49	118	285	84	369
August	240	26	266	84	41	125	324	67	391
September	252	23	275	79	31	110	331	54	385
October	226	25	251	67	40	107	293	65	358
November	227	23	250	74	42	116	301	65	366
December	237	24	261	73	36	109	310	60	370
Average Yearly Inmate Pop.(ADP)	234	27	261	71	45	116	305	72	377

HumProgressRpt/Table20A

Humboldt County Correctional Facility (HCCF)									
Changes in Pretrial and Sentenced Felony / Misdemeanor Cases									
Average Daily Jail Inmate Population (ADP) 2012									
Month	Pretrial ADP		Total Pretrial ADP	Sentenced ADP		Total Sentenced ADP	Total Felony	Total Misdemeanor	Total Jail System ADP
	Felony	Misdemeanor		Felony	Misdemeanor				
January	257	21	278	82	35	117	339	56	395
February	264	26	290	77	30	107	341	56	397
March	244	17	261	80	35	115	324	52	376
April	232	18	250	93	23	116	325	46	366
May	225	14	239	94	25	119	319	39	358
June	221	15	236	100	31	131	321	46	367
July	237	14	251	92	28	120	329	42	371
August	222	15	237	101	31	132	323	46	369
September	217	18	235	99	28	126	316	46	362
October	223	18	241	102	22	124	325	40	365
November	231	16	247	91	26	117	322	42	364
December	233	14	247	98	24	122	331	38	369
Average Yearly Inmate Pop.(ADP)	234	17	251	92	28	120	326	45	371

HumProgressRpt/Table20B

Appendix F.

**Humboldt County Correctional Facility (HCCF)
Booking and Pretrial Release Matrix**
Humboldt County AB 109 Implementation Progress Report



**SUPERIOR COURT OF CALIFORNIA
COUNTY OF HUMBOLDT**


April 20, 2012

To: All Law Enforcement Agencies


Re: Humboldt County Correctional Facility Booking Matrix

A new version of the booking matrix was distributed on March 20, 2012 to set out trigger points for different booking scenarios dependent upon inmate counts. Some minor modifications have been made to the matrix to facilitate implementation. There are no substantive changes.

Please find the revised Booking Matrix enclosed as Attachment A.



Honorable W. Bruce Watson
Presiding Judge of the Superior Court



Mike Downey
Humboldt County Sheriff

Attachment A - Booking Matrix (4/5/12)

Humboldt County Sheriff's Office

HCCF Booking Matrix

To assist the Humboldt County Sheriff's Office/Custody Services Division manage the population of the Humboldt County Correctional Facility, the following Booking Matrix has been approved by the Presiding Judge of the Superior Court of Humboldt County. At which time the facility population reaches the trigger points, notifications will be made to all local Law Enforcement agencies.
See Trigger Points at the end of document

Tier Level	Type of Offense	General Info	Cite By A.O.	Accept for Booking	Action Taken by CS	Type of Release	Authority/ Code Section	Comments
1	Fresh Arrest Infraction		X	NO				
	Warrant Infraction		X	NO				
	Fresh Arrest Misdemeanor No Violence		X	NO				
	Fresh Arrest Misdemeanor Violence		X	NO *X	*House	*Bail	PC 853.6 PC 1270.1	* Only the following charges will be booked & held; PC 243 (e) (1), 273.5, 646.9
	Warrant Misdemeanor No Violence		X	NO *X			PC 827.1 PC 853.6	* Ok to book if conditions of PC 827.1 are met. May be released O.R. pursuant to PC 853.6
	Warrant Misdemeanor Violence		X	NO *X	*House	*Bail	PC 827.1 PC 853.6	* Only the following charges will be booked & held; PC 243 (e) (1), 273.5, 273.6, 646.9
2	Fresh Arrest Felony Non Serious/ Non Violent	See Attachments A, B & C		X X	*House	OR *Bail	PC 667.5, 1192.7 (c) 1192.8	*To be reviewed by PTR Team for supervised OR at arraignment *The following charges will also be booked & held; PC 273.5 & 646.9
	Warrant Felony Non Serious/ Non Violent	See Attachments A, B & C		X X	*House	OR *Bail	PC 667.5, 1192.7 (c) 1192.8	*To be reviewed by PTR Team for supervised OR at arraignment *The following charges will also be booked & held; PC 273.5 & 646.9

Humboldt County Sheriff's Office

HCCF Booking Matrix

Tier Level	Type of Offense	General Info	Cite By A.O.	Accept for Booking	Action Taken by CS	Type of Release	Authority/ Code Section	Comments
3	Fresh Arrest Felony Serious/Violent	See Attachments A, B & C		X	House *House	*Bail *Bail	PC 667.5, 1192.7 (c) 1192.8	May be reviewed by PTR Team for supervised OR at arraignment *The following charges will also be booked & held; PC 273.5 & 646.9
	Warrant Felony Serious/Violent	See Attachments A, B & C		X	House *House	*Bail *Bail	PC 667.5, 1192.7 (c) 1192.8	May be reviewed by PTR Team for supervised OR at arraignment *The following charges will also be booked & held; PC 273.5 & 646.9
	Probation Flash Incarceration	PC 3454 (c)		X	House		Prob. Off.	PO will state # of days to remain in jail No 4019 credits, Early Release, or SWAP
	Probation	PC 3455 (a)		X	House		Prob. Off.	Falls under PC 825 timeframes
	Probation	PC 1170 (h) (5)		X	House		Prob. Off.	Split sentence falls under PC 825 timeframes
	Parole	PC 3056		X	House		Parole Off.	Currently no change in procedure
	Warrant Failure to Commit			X	House			

Trigger Points

Males Tier 1 shall go into effect when the count reaches 320 or greater for four (4) consecutive counts. It will remain in effect until the count drops below 305 for four (4) consecutive counts.

Females Tier 1 shall go into effect when the count reaches 48 or greater for four (4) consecutive counts. It will remain in effect until the count drops below 41 for four (4) consecutive counts.

Males Tier 2 shall go into effect when the count reaches 336 or greater for four (4) consecutive counts. It will remain in effect until the count drops below 320 for four (4) consecutive counts.

Females Tier 2 shall go into effect when the count reaches 55 or greater for four (4) consecutive counts. It will remain in effect until the count drops below 48 for four (4) consecutive counts.

Males & Females Tier 3 offenses will be accepted for booking and housed. They may bail if appropriate. They may be screened by the Pre-trial Release Team for Supervised OR if appropriate.

"Do Not Cite & Release" Warrants will be handled as protocol above states.

Out of State Warrants will be determined by the root charges. **Local Arrest** - contact agency of origination to see if they want us to cite.

Out of State Arrest - if root charges fit matrix to hold, we will start Governor's Warrant process.

Attachment "A"

PC 667.5 (c)

(c) For the purpose of this section, "violent felony" shall mean any of the following:

- (1) Murder or voluntary manslaughter.
- (2) Mayhem.
- (3) Rape as defined in paragraph (2) or (6) of subdivision (a) of Section 261 or paragraph (1) or (4) of subdivision (a) of Section 262.
- (4) Sodomy as defined in subdivision (c) or (d) of Section 286.
- (5) Oral copulation as defined in subdivision (c) or (d) of Section 288a.
- (6) Lewd or lascivious act as defined in subdivision (a) or (b) of Section 288.
- (7) Any felony punishable by death or imprisonment in the state prison for life.
- (8) Any felony in which the defendant inflicts great bodily injury on any person other than an accomplice which has been charged and proved as provided for in Section 12022.7, 12022.8, or 12022.9 on or after July 1, 1977, or as specified prior to July 1, 1977, in Sections 213, 264, and 461, or any felony in which the defendant uses a firearm which use has been charged and proved as provided in subdivision (a) of Section 12022.3, or Section 12022.5 or 12022.55.
- (9) Any robbery.
- (10) Arson, in violation of subdivision (a) or (b) of Section 451.
- (11) Sexual penetration as defined in subdivision (a) or (j) of Section 289.
- (12) Attempted murder.
- (13) A violation of Section 18745, 18750, or 18755.
- (14) Kidnapping.
- (15) Assault with the intent to commit a specified felony, in violation of Section 220.
- (16) Continuous sexual abuse of a child, in violation of Section 288.5.
- (17) Carjacking, as defined in subdivision (a) of Section 215.
- (18) Rape, spousal rape, or sexual penetration, in concert, in violation of Section 264.1.
- (19) Extortion, as defined in Section 518, which would constitute a felony violation of Section 186.22 of the Penal Code.
- (20) Threats to victims or witnesses, as defined in Section 136.1, which would constitute a felony violation of Section 186.22 of the Penal Code.
- (21) Any burglary of the first degree, as defined in subdivision (a) of Section 460, wherein it is charged and proved that another person, other than an accomplice, was present in the residence during the commission of the burglary.
- (22) Any violation of Section 12022.53.
- (23) A violation of subdivision (b) or (c) of Section 11418. The Legislature finds and declares that these specified crimes merit special consideration when imposing a sentence to display society's condemnation for these extraordinary crimes of violence against the person.

Attachment "B"

PC 1192.7 (c)

(c) As used in this section, "serious felony" means any of the following:

(1) Murder or voluntary manslaughter; (2) mayhem; (3) rape; (4) sodomy by force, violence, duress, menace, threat of great bodily injury, or fear of immediate and unlawful bodily injury on the victim or another person; (5) oral copulation by force, violence, duress, menace, threat of great bodily injury, or fear of immediate and unlawful bodily injury on the victim or another person; (6) lewd or lascivious act on a child under 14 years of age; (7) any felony punishable by death or imprisonment in the state prison for life; (8) any felony in which the defendant personally inflicts great bodily injury on any person, other than an accomplice, or any felony in which the defendant personally uses a firearm; (9) attempted murder; (10) assault with intent to commit rape or robbery; (11) assault with a deadly weapon or instrument on a peace officer; (12) assault by a life prisoner on a noninmate; (13) assault with a deadly weapon by an inmate; (14) arson; (15) exploding a destructive device or any explosive with intent to injure; (16) exploding a destructive device or any explosive causing bodily injury, great bodily injury, or mayhem; (17) exploding a destructive device or any explosive with intent to murder; (18) any burglary of the first degree; (19) robbery or bank robbery; (20) kidnapping; (21) holding of a hostage by a person confined in a state prison; (22) attempt to commit a felony punishable by death or imprisonment in the state prison for life; (23) any felony in which the defendant personally used a dangerous or deadly weapon; (24) selling, furnishing, administering, giving, or offering to sell, furnish, administer, or give to a minor any heroin, cocaine, phencyclidine (PCP), or any methamphetamine-related drug, as described in paragraph (2) of subdivision (d) of Section 11055 of the Health and Safety Code, or any of the precursors of methamphetamines, as described in subparagraph (A) of paragraph (1) of subdivision (f) of Section 11055 or subdivision (a) of Section 11100 of the Health and Safety Code; (25) any violation of subdivision (a) of Section 289 where the act is accomplished against the victim's will by force, violence, duress, menace, or fear of immediate and unlawful bodily injury on the victim or another person; (26) grand theft involving a firearm; (27) carjacking; (28) any felony offense, which would also constitute a felony violation of Section 186.22; (29) assault with the intent to commit mayhem, rape, sodomy, or oral copulation, in violation of Section 220; (30) throwing acid or flammable substances, in violation of Section 244; (31) assault with a deadly weapon, firearm, machinegun, assault weapon, or semiautomatic firearm or assault on a peace officer or firefighter, in violation of Section 245; (32) assault with a deadly weapon against a public transit employee, custodial officer, or school employee, in violation of Section 245.2, 245.3, or 245.5; (33) discharge of a firearm at an inhabited dwelling, vehicle, or aircraft, in violation of Section 246; (34) commission of rape or sexual penetration in concert with another person, in violation of Section 264.1; (35) continuous sexual abuse of a child, in violation of Section 288.5; (36) shooting from a vehicle, in violation of subdivision (c) or (d) of Section 26100; (37) intimidation of victims or witnesses, in violation of Section 136.1; (38) criminal threats, in violation of Section 422; (39) any attempt to commit a crime listed in this subdivision other than an assault; (40) any violation of Section 12022.53; (41) a violation of subdivision (b) or (c) of Section 11418; and (42) any conspiracy to commit an offense described in this subdivision.

Attachment "C"

PC 1192.8

(a) For purposes of subdivision (c) of Section 1192.7, "serious felony" also means any violation of Section 191.5, paragraph (1) of subdivision (c) of Section 192, subdivision (a), (b), or (c) of Section 192.5 of this code, or Section 2800.3, subdivision (b) of Section 23104, or Section 23153 of the Vehicle Code, when any of these offenses involve the personal infliction of great bodily injury on any person other than an accomplice, or the personal use of a dangerous or deadly weapon, within the meaning of paragraph (8) or (23) of subdivision (c) of Section 1192.7.

(b) It is the intent of the Legislature, in enacting subdivision (a), to codify the court decisions of *People v. Gonzales*, 29 Cal. App. 4th 1684, and *People v. Bow*, 13 Cal. App. 4th 1551, and to clarify that the crimes specified in subdivision (a) have always been, and continue to be, serious felonies within the meaning of subdivision (c) of Section 1192.7.

Appendix G.

**Number of Pretrial and Sentenced Monthly Jail Releases
Due to the Lack of Housing Bed Capacity at HCCF 2010 - 2012
*Humboldt County AB 109 Implementation Progress Report***

Humboldt County Correctional Facility Number of Pretrial and Sentenced Monthly Inmate Jail Releases Due to Lack of Bed Housing Capacity 2009 - 2010										
Month/Year	Calendar Year: 2009					Calendar Year: 2010				
	Jail Bookings & ADP			Jail Releases For Lack of Bed Capacity		Jail Bookings & ADP			Jail Releases For Lack of Bed Capacity	
	Bookings	ADP	High ADP	Pretrial Releases	Sentenced Releases	Bookings	ADP	High ADP	Pretrial Releases	Sentenced Releases
January	917	319	336	0	0	960	382	404	0	49
February	843	336	354	0	1	860	391	416	0	68
March	948	346	365	0	0	933	404	436	0	78
April	983	360	376	0	23	945	369	385	0	37
May	997	362	386	0	31	1,073	357	388	0	12
June	949	367	381	0	17	919	362	394	0	28
July	958	367	382	0	31	939	356	375	0	16
August	972	367	393	0	29	919	356	394	0	13
September	959	368	385	0	51	942	391	414	0	72
October	945	357	376	0	12	918	397	415	0	70
November	887	371	384	0	41	807	391	412	0	88
December	883	351	367	0	7	839	373	388	0	49
Total	11,241	356	386	0	243	11,054	377	436	0	775
Monthly Ave.	937			0	20	921			0	65

HumProgressRpt/Table4

Humboldt County Correctional Facility Number of Pretrial and Sentenced Monthly Inmate Jail Releases Due to Lack of Bed Housing Capacity 2011 - 2012										
Month/Year	Calendar Year: 2011 *					Calendar Year: 2012				
	Jail Bookings & ADP			Jail Releases For Lack of Bed Capacity		Jail Bookings & ADP			Jail Releases For Lack of Bed Capacity	
	Bookings	ADP	High ADP	Pretrial Releases	Sentenced Releases	Bookings	ADP	High ADP	Pretrial Releases	Sentenced Releases
January	866	393	415	0	64	845	395	416	0	99
February	787	394	414	0	74	884	397	416	0	82
March	800	380	394	0	68	869	376	395	0	75
April	879	375	392	0	68	971	366	380	48	50
May	882	385	410	0	76	852	358	385	52	38
June	830	375	391	0	54	915	367	381	88	39
July	880	369	380	0	31	912	371	386	61	57
August	845	391	412	0	54	934	369	384	79	44
September	805	385	400	0	60	928	362	380	64	32
October	870	358	381	0	64	940	365	379	65	37
November	794	366	395	0	25	870	364	376	52	23
December	852	370	397	0	57	806	369	384	0	35
Total	10,090	378	415	0	695	10,726	370	416	509	611
Monthly Ave.	841				58	894			64	51

HumProgressRpt/Table5

*Note: The shaded blue area shows the Post AB 109 Realignment Act bookings, ADP, and jail releases for lack of bed capacity. Also, the bold April 2012 monthly Post Realignment data highlighted in the Table represents when the Sheriff's Jail Matrix procedures were put into place at HCCF.

Appendix H.

**2012 Snapshot of the Humboldt County Jail (HCCF)
Pretrial and Sentenced Inmate Population
*Humboldt County AB 109 Implementation Progress Report***

**Humboldt County Jail System
Summary Pretrial and Sentenced Inmate Profile
November 4, 2012**

		PRETRIAL & SENTENCED DETAINEE CHARACTERISTICS					
Inmate Profile		Pretrial		Sentenced		Total Jail System	
<u>Average Age:</u>							
Male Inmates		35.9 yrs	85.4%	35.5 yrs	85.8%	35.7 yrs	85.6%
Female Inmates		31.6 yrs	14.6%	37.6 yrs	14.2%	33.8 yrs	14.4%
<u>Ethnicity:</u>							
Caucasian		172	73.8%	99	70.2%	271	72.5%
Black		9	3.9%	6	4.3%	15	4.0%
Hispanic		9	3.9%	11	7.8%	20	5.3%
Native American		41	17.6%	24	17.0%	65	17.4%
Other		2	0.9%	1	0.7%	3	0.8%
	Total	233	100.0%	141	100.0%	374	100.0%
<u>Residency:</u>							
Humboldt County		58	24.9%	33	23.4%	91	24.3%
Eureka		46	19.7%	36	25.5%	82	21.9%
Fortuna		11	4.7%	4	2.8%	15	4.0%
Arcata		11	4.7%	5	3.5%	16	4.3%
Rio Dell		4	1.7%	5	3.5%	9	2.4%
Ferndale		1	0.4%	0	0.0%	1	0.3%
Blue Lake		2	0.9%	1	0.7%	3	0.8%
Transient		32	13.7%	22	15.9%	54	14.4%
Out-of-County/Other		68	29.2%	35	24.8%	103	25.5%
	Total	233	100.0%	141	100.0%	374	100.0%
<u>Type of Detainee and Current Offense:</u>							
# Felony Inmates		199	85.4%	105	74.5%	304	81.3%
# Misdemeanor Inmates		10	4.3%	22	15.6%	32	8.6%
	Sub-Total	209	89.7%	127	90.1%	336	89.9%
Detainer / Foreign Hold Inmates		24	10.3%	14	9.9%	38	10.1%
	Total	233	100.0%	141	100.0%	374	100.0%
Violence		65	31.1%	25	19.7%	90	26.8%
Sex Crimes		2	1.0%	3	2.4%	5	1.5%
Weapons		15	7.2%	8	6.3%	23	6.8%
Property		48	23.0%	27	21.3%	75	22.3%
Drug/Alcohol		51	24.3%	47	37.0%	98	29.2%
Other Crimes		28	13.4%	17	13.3%	45	13.4%
	Total	209	100.0%	127	100.0%	336	100.0%
Average Charges Per Inmate:							
Felony Charges			2.6		1.8		2.3
Misdemeanor Charges			2.2		2.4		2.3
<u>Bail Schedule:</u>							
No Bail Holds		22	10.5%	0	0.0%	22	10.5%
Average Bail		\$172,671		\$0		\$172,671	
Under \$20,000		10	5.3%			10	5.3%
\$20,001 - \$30,000		38	20.5%			38	20.5%
\$30,001 - \$50,000		44	23.5%			44	23.5%
\$50,001 - \$75,000		26	13.9%			26	13.9%
\$75,001 - \$100,000		21	11.2%			21	11.2%
\$100,001 - \$150,000		15	8.0%			15	8.0%
\$150,001 - \$200,000		6	3.2%			6	3.2%
\$200,001 - \$300,000		4	2.1%			4	2.1%
\$300,001 Plus		23	12.3%			23	12.3%
<u>Probation Status:</u>							
Probationer		39	16.7%	23	16.3%	62	16.6%

Humboldt County Jail System
Summary Pretrial and Sentenced Inmate Profile
November 4, 2012

Inmate Profile	PRETRIAL & SENTENCED DETAINEE CHARACTERISTICS					
	Pretrial		Sentenced		Total Jail System	
<u>Type of Detainer / Foreign Hold Inmates:</u>						
Parole	19	79.2%	12	85.7%	31	81.6%
ICE	3	12.5%	2	14.3%	5	13.2%
Other State Hold	0	0.0%	0	0.0%	0	0.0%
Family Court Hold	0	0.0%	0	0.0%	0	0.0%
Out-of-County Warrant	<u>2</u>	<u>8.3%</u>	<u>0</u>	<u>0.0%</u>	<u>2</u>	<u>5.3%</u>
Total	24	100.0%	14	100.0%	38	100.0%
<u>Criminal History Characteristics:</u>						
Average Prior Jail Bookings	11.1 bookings		16.4 bookings		13.1 bookings	
Prior Jail felony Bookings	6.8 bookings		9.0 bookings		7.6 bookings	
Prior Jail Misdemeanor Bookings	4.3 bookings		7.4 bookings		5.4 bookings	
Felony Inmates	11.6 bookings		16.6 bookings		13.3 bookings	
Misdemeanor Inmates	13.9 bookings		18.8 bookings		17.3 bookings	
Detainer / Foreign Hold Inmates	5.4 bookings		11.6 bookings		7.7 bookings	
<u>Most Serious Prior Jail Booking:</u>						
No Prior Jail Booking	28	12.0%	7	5.0%	35	9.4%
Violence	116	56.6%	80	59.7%	196	57.8%
Sex Crimes	5	2.4%	3	2.2%	8	2.4%
Weapons	26	12.7%	15	11.2%	41	12.1%
Property	2	0.9%	0	0.0%	2	0.6%
Drug/Alcohol	49	23.9%	35	26.1%	84	24.8%
Other Crimes	<u>7</u>	<u>3.5%</u>	<u>1</u>	<u>0.8%</u>	<u>8</u>	<u>2.4%</u>
Total	205	100.0%	134	100.0%	339	100.0%
# Prior Bench Warrants	4.3 bench w arrants		6.6 bench w arrants		5.2 bench w arrants	
<u>Designated Custody Classifications:</u>						
No housing problem	228	97.9%	138	97.9%	366	97.9%
Assaultive	1	0.4%	0	0.0%	1	0.2%
Mental Health/Suicidal	0	0.0%	0	0.0%	0	0.0%
Escape risk	2	0.9%	0	0.0%	2	0.5%
Protective Custody	<u>3</u>	<u>1.3%</u>	<u>3</u>	<u>2.1%</u>	<u>6</u>	<u>1.4%</u>
Total	233	100.0%	141	100.0%	374	100.0%
<u>Ave. # Disciplinary Reports issued/inmate:</u>						
Current Incarceration Period	3.3 incidents		3.5 incidents		3.4 incidents	
All Current & Previous Incarceration Periods	10.3 incidents		11.3 incidents		10.7 incidents	
<u>Average Length of Incarceration:</u>						
	74.7 days		82.4 days		77.6 days	
Felony Inmates	79.1 days		92.0 days		83.6 days	
Misdemeanor Inmates	5.7 Days		34.0 days		23.3 days	
Felony Inmates						
1 - 15 Days	77	38.9%	6	5.7%	83	27.3%
16 - 30 Days	48	24.1%	18	17.1%	66	21.7%
31 - 60 Days	33	16.6%	24	22.9%	57	18.8%
Over 60 Days	41	20.6%	57	54.3%	98	32.2%
Misdemeanor Inmates						
1 - 15 Days	9	90.0%	11	45.8%	20	62.5%
16 - 30 Days	1	10.0%	4	16.7%	5	15.6%
31 - 60 Days	0	0.0%	7	803.0%	2	6.3%
Over 60 Days	0	0.0%	5	20.8%	5	15.6%
Detainer / Foreign Hold Inmates						
1 - 15 Days	11	45.8%	0	0.0%	11	28.9%
16 - 30 Days	5	20.0%	1	7.1%	6	15.8%
31 - 60 Days	2	8.3%	6	42.9%	8	21.1%
Over 60 Days	6	25.0%	7	50.0%	13	34.2%

Humboldt County Jail System
Summary Pretrial Felony and Misdemeanor Inmate Profile
November 4, 2012

Inmate Profile*	PRETRIAL FELONY / MISDEMEANOR CHARACTERISTICS					
	Felony Inmates		Misdemeanor Inmates		Total Pretrial	
Average Age:						
Male Inmates	36.0 yrs.		38.4 yrs.		35.9 yrs.	
Female Inmates	32.4 yrs.		30.1 yrs.		31.6 yrs.	
Ethnicity:						
Caucasian	147	73.9%	10	100.0%	157	75.1%
Black	8	4.0%	0	0.0%	8	3.8%
Hispanic	5	2.5%	0	0.0%	5	2.4%
Native American	38	19.1%	0	0.0%	38	18.2%
Other	1	0.5%	0	0.0%	1	0.5%
Total	199	100.0%	10	100.0%	209	100.0%
Residency:						
Humboldt County	51	25.6%	1	10.0%	52	24.9%
Eureka	41	20.6%	2	20.0%	43	20.6%
Fortuna	9	4.5%	2	20.0%	11	5.3%
Arcata	10	5.0%	0	0.0%	10	4.8%
Rio Dell	4	2.0%	0	0.0%	4	1.9%
Ferndale	1	0.5%	0	0.0%	1	0.5%
Blue Lake	1	0.5%	1	10.0%	2	1.0%
Transient	28	14.1%	1	10.0%	29	13.8%
Out-of-County/Other	54	27.2%	3	30.0%	57	27.2%
Type of Detainee and Current Offense:						
# Felony Inmates	199	100.0%	0	0.0%	199	95.2%
# Misdemeanor Inmates	0	0.0%	10	100.0%	10	4.8%
Total	199	100.0%	10	100.0%	209	100.0%
Violence	59	29.6%	6	60.0%	65	31.1%
Sex Crimes	2	1.0%	0	0.0%	2	1.0%
Weapons	13	6.5%	2	20.0%	15	7.2%
Property	48	24.1%	0	0.0%	48	23.0%
Drug/Alcohol	49	24.7%	2	20.0%	51	24.4%
Other Crimes	28	14.1%	0	0.0%	28	13.3%
Total	199	100.0%	10	100.0%	209	100.0%
Average Charges Per Inmate:						
Felony Charges	2.5		0.0		2.6	
Misdemeanor Charges	2.0		3.0		2.2	
Bail Schedule:						
No Bail Holds	22	11.1%	0	0.0%	22	10.5%
Average Bail	\$186,250		\$25,940		\$172,671	
Under \$20,000	9	5.1%	1	10.0%	10	5.3%
\$20,001 - \$30,000	32	18.1%	6	60.0%	38	20.5%
\$30,001 - \$50,000	43	24.2%	1	10.0%	44	23.5%
\$50,001 - \$75,000	24	13.6%	2	20.0%	26	13.9%
\$75,001 - \$100,000	21	11.9%	0	0.0%	21	1120.0%
\$100,001 - 150,000	15	8.5%	0	0.0%	15	8.0%
\$150,001 - \$200,000	6	3.4%	0	0.0%	6	3.2%
\$200,001 - \$300,000	4	2.3%	0	0.0%	4	2.1%
\$300,001 Plus	23	13.0%	0	0.0%	23	12.3%
Probation Status:						
Probationer	36	18.1%	0	0.0%	36	17.2%

Hum4/Realignment/Table10

*Excludes 24 pretrial detainer / foreign hold inmates held in HCCF

Humboldt County Jail System
Summary Pretrial Felony and Misdemeanor Inmate Profile
November 4, 2012
(continued)

Inmate Profile*	PRETRIAL FELONY / MISDEMEANOR CHARACTERISTICS					
	Felony Inmates		Misdemeanor Inmates		Total Pretrial	
<u>Criminal History Characteristics:</u>						
Average Prior Jail Bookings	11.6 bookings		13.9 bookings		11.3 bookings	
Most Serious Prior Jail Booking:						
No Prior Jail Booking	21	10.6%	1	10.0%	22	10.5%
Violence	100	56.2%	6	66.7%	106	56.6%
Sex Crimes	4	2.2%	0	0.0%	4	2.1%
Weapons	24	13.6%	2	22.2%	26	13.9%
Property	2	1.1%	0	0.0%	2	1.2%
Drug/Alcohol	44	24.7%	1	11.1%	45	24.1%
Other Crimes	4	2.2%	0	0.0%	4	2.1%
Total	178	100.0%	9	100.0%	187	100.0%
# Prior Bench Warrants	4.7 bench w arrants		5.0 bench w arrants		4.3 bench w arrants	
<u>Designated Custody Classifications:</u>						
No housing problem	195	98.0%	10	100.0%	205	98.1%
Assaultive	0	0.0%	0	0.0%	0	0.0%
Mental Health/Suicidal	0	0.0%	0	0.0%	0	0.0%
Escape risk	1	0.5%	0	0.0%	1	0.5%
Protective Custody	3	1.5%	0	0.0%	3	1.4%
Total	199	100.0%	10	100.0%	209	100.0%
Ave. # Disciplinary Reports issued/inmate:						
Current Incarceration Period	3.1 incidents		0.3 incidents		1.8 incidents	
All Current & Previous Incarceration Periods	10.9 incidents		1.6 incidents		10.3 incidents	
Average Length of Incarceration:						
Length of Incarceration						
1 - 15 Days	77	38.7%	9	90.0%	86	41.1%
16 - 30 Days	48	24.1%	1	10.0%	49	23.4%
31 - 60 Days	33	16.6%	0	0.0%	33	15.8%
Over 60 Days	41	20.6%	0	0.0%	41	19.6%

Hum4/Realignment/Table10

*Excludes 24 pretrial detainer / foreign hold inmates held in HCCF

Humboldt County Jail System
Analysis of the Number of Jail Beds Occupied by Selected
Pretrial and Sentenced Inmate Groupings Based on the Jail Profile
2012

Groups	Selected Inmate Characteristics	INMATE CUSTODY STATUS								
		Pretrial Inmates			Sentenced Inmates			SWAP		
		Number	Percent	Cumulative ADP	Number	Percent	Cumulative ADP	Number	Percent	
Group #1:	No violence/weapons bookings no alcohol/drug bookings no sex crime bookings no detainer / foreign holds; no bench warrants and no transients	2	0.9%	2	1	0.7%	1	2	0.7%	2
Group #2:	No violence/weapons bookings; no sex crime, no detainer / foreign holds; no bench warrants (can include alcohol/ drug bookings) and no transients.	2	0.9%	4	0	0.0%	1	3	1.1%	5
Group #3:	No violence/weapons bookings; no sex crime bookings; no detainer / foreign holds; no bench warrants; 1-2 prior bookings that did not involve violence/weapons crimes or sex crimes and no transients.	13	5.6%	17	16	11.3%	17	92	34.1%	97
Group #4:	No violence/weapons bookings; no sex crime bookings; no detainer / foreign holds; no bench warrants; 3-4 prior bookings that did not involve violence/weapons crimes; or sex crimes and no transients.	1	0.4%	18	2	1.4%	19	9	3.3%	106
Group #5:	No violence/weapons bookings; no sex crime bookings; no detainer / foreign holds; 1 or 2 bench warrants; 3-4 prior bookings that did not involve violence/weapons crimes; or sex crimes and no transients.	9	3.9%	27	2	1.4%	21	25	9.3%	131
Group #6:	All other types of inmates including no bail holds; felony/misdemeanor violence/weapons offenses; sex crimes extensive bench warrants; and transients.	206	88.4%	233	120	85.1%	141	139	51.5%	270
TOTAL		233	100.0%		141	100.0%		270	100.0%	

Hum-4/Realignment/Table 12

SOURCE: Humboldt County Jail Profile taken November 4, 2012

Appendix I.

**2012 Snapshot of the Humboldt County Jail (HCCF)
Male Pretrial and Sentenced Inmate Population
*Humboldt County AB 109 Implementation Progress Report***

**Humboldt County Jail System
Summary Male Pretrial and Sentenced Inmate Profile
November 4, 2012**

Male Inmate Profile	MALE PRETRIAL & SENTENCED CHARACTERISTICS					
	Pretrial		Sentenced		Total Jail System	
<u>Average Age:</u>						
Male Inmates	35.9 years		35.5 years		35.7 years	
<u>Ethnicity:</u>						
Caucasian	148	74.4%	82	67.8%	230	71.9%
Black	9	4.5%	6	5.0%	15	4.7%
Hispanic	7	3.5%	11	9.1%	18	5.6%
Native American	33	16.6%	21	17.3%	54	16.9%
Other	2	1.0%	1	0.8%	3	0.9%
Total	199	100.0%	121	100.0%	320	100.0%
<u>Residency:</u>						
Humboldt County	53	26.6%	28	23.1%	81	25.3%
Eureka	36	18.1%	32	26.4%	68	21.2%
Fortuna	8	4.0%	4	3.3%	12	3.8%
Arcata	11	5.7%	3	2.5%	14	4.4%
Rio Dell	3	1.5%	3	2.5%	6	1.9%
Ferndale	1	0.5%	0	0.0%	1	0.3%
Blue Lake	1	0.5%	1	0.8%	2	0.6%
Transient	27	13.6%	20	16.5%	47	14.7%
Out-of-County/Other	59	29.6%	30	24.8%	89	27.8%
Total	199	100.0%	121	100.0%	320	100.0%
<u>Type of Detainee and Current Offense:</u>						
# Felony Inmates	172	86.4%	89	73.6%	261	81.6%
# Misdemeanor Inmates	7	3.5%	18	14.9%	25	7.8%
Sub-Total	179	89.9%	107	88.5%	286	89.4%
Detainer / Foreign Hold Inmates	20	10.1%	14	11.5%	34	10.6%
Total	199	100.0%	121	100.0%	320	100.0%
Violence	52	29.1%	24	22.4%	76	26.6%
Sex Crimes	2	1.1%	3	2.8%	5	1.7%
Weapons	14	7.8%	7	6.5%	21	7.3%
Property	41	22.9%	21	19.6%	62	21.7%
Drug/Alcohol	45	25.1%	37	34.6%	82	28.7%
Other Crimes	25	14.0%	15	14.0%	40	14.0%
Total	179	100.0%	107	100.0%	286	100.0%
Average Charges Per Inmate:						
Felony Charges	1.8		2.3		1.0	
Misdemeanor Charges	2.5		2.3		1.5	
<u>Bail Schedule:</u>						
No Bail Holds	18	100.0%	0	0.0%	18	100.0%
Average Bail	\$160,040		\$0		\$160,040	
Under \$20,000	9	5.0%			9	5.0%
\$20,001 - \$30,000	36	19.8%			36	19.8%
\$30,001 - \$50,000	46	25.4%			46	25.4%
\$50,001 - \$75,000	25	13.6%			25	13.6%
\$75,001 - \$100,000	25	13.6%			25	13.6%
\$100,001 - \$150,000	15	8.5%			15	8.5%
\$150,001 - \$200,000	2	1.1%			2	1.1%
\$200,001 - \$300,000	4	2.3%			4	2.3%
\$300,001 Plus	19	10.7%			19	10.7%
<u>Probation Status:</u>						
Probationer	181	100	0	0.0%	181	100.0%

Humboldt County Jail System
Summary Male Pretrial and Sentenced Inmate Profile
November 4, 2012

Male Inmate Profile	MALE PRETRIAL & SENTENCED CHARACTERISTICS					
	Pretrial		Sentenced		Total Jail System	
<u>Type of Detainer / Foreign Hold Inmates:</u>						
Parole	15	75.0%	12	85.7%	27	79.4%
ICE	3	15.0%	2	14.3%	5	14.7%
Other State Hold	0	0.0%	0	0.0%	0	0.0%
Family Court Hold	0	0.0%	0	0.0%	0	0.0%
Out-of-County Warrant	2	10.0%	0	0.0%	2	5.9%
Total	20	100.0%	14	100.0%	34	100.0%
<u>Criminal History Characteristics:</u>						
Average Prior Jail Bookings	11.9 bookings		15.3 bookings		13.9 bookings	
Felony Inmates	11.6 bookings		16.8 bookings		13.3 bookings	
Misdemeanor Inmates	13.4 bookings		11.6 bookings		12.2 bookings	
Detainer / Foreign Hold Inmates	6.0 bookings		21.6 bookings		19.3 bookings	
<u>Most Serious Prior Jail Booking:</u>						
No Prior Jail Booking	25	12.6%	7	5.8%	32	10.0%
Violence	102	58.6%	73	64.0%	175	60.8%
Sex Crimes	5	2.9%	3	2.6%	8	2.8%
Weapons	22	12.8%	13	10.7%	35	12.2%
Property	0	0.0%	0	0.0%	0	0.0%
Drug/Alcohol	38	21.8%	24	21.1%	62	21.5%
Other Crimes	7	4.0%	1	0.9%	8	2.8%
Total	174	100.0%	114	100.0%	288	100.0%
# Prior Bench Warrants	4.3 bench warrants		5.6 bench warrants		4.0 bench warrants	
<u>Designated Custody Classifications:</u>						
No housing problem	194	97.5%	118	97.5%	312	97.5%
Assaultive	1	0.5%	0	0.0%	1	0.3%
Mental Health/Suicidal	0	0.0%	0	0.0%	0	0.0%
Escape risk	2	1.0%	0	0.0%	2	0.6%
Protective Custody	2	1.0%	3	0.0%	5	1.6%
Total	199	100.0%	121	100.0%	320	100.0%
<u>Ave. # Disciplinary Reports issued/inmate:</u>						
Current Incarceration Period	3.4 incidents		3.1 incidents		3.3 incidents	
All Current & Previous Incarceration Periods	9.8 incidents		11.4 incidents		10.4 incidents	
<u>Average Length of Incarceration:</u>						
Felony Inmates	80.4 days		92.4 days		84.5 days	
Misdemeanor Inmates	5.3 days		35.5 days		25.4 days	
Felony Inmates						
1 - 15 Days	68	39.5%	4	4.5%	72	27.6%
16 - 30 Days	46	26.7%	17	19.1%	63	24.1%
31 - 60 Days	25	14.5%	20	22.5%	45	17.2%
Over 60 Days	33	19.2%	48	53.9%	81	31.0%
Misdemeanor Inmates						
1 - 15 Days	6	85.7%	8	44.4%	14	56.0%
16 - 30 Days	1	14.3%	4	22.2%	5	20.0%
31 - 60 Days	0	0.0%	2	11.1%	2	8.0%
Over 60 Days	0	0.0%	4	22.2%	4	16.0%
Detainer / Foreign Hold Inmates						
1 - 15 Days	8	40.0%	0	0.0%	8	23.5%
16 - 30 Days	4	20.0%	1	7.1%	5	14.7%
31 - 60 Days	2	10.0%	6	42.9%	8	23.5%
Over 60 Days	6	30.0%	7	50.0%	13	38.2%

Humboldt County Jail System
Summary Male Pretrial Felony and Misdemeanor Inmate Profile
November 4, 2012

Male Inmate Profile*	MALE PRETRIAL FELONY / MISDEMEANOR CHARACTERISTICS					
	Felony Inmates		Misdemeanor Inmates		Total Pretrial	
<u>Average Age:</u>						
Male Inmates	35.9 Years		39.2 Years		35.9 Years	
<u>Ethnicity:</u>						
Caucasian	134	74.9%	7	100.0%	141	75.8%
Black	8	4.5%	0	0.0%	8	4.3%
Hispanic	3	1.7%	0	0.0%	3	1.6%
Native American	33	18.4%	0	0.0%	33	17.8%
Other	1	0.5%	0	0.0%	1	0.5%
Total	179	100.0%	7	100.0%	186	100.0%
<u>Residency:</u>						
Humboldt County	47	26.3%	1	14.3%	48	25.8%
Eureka	34	19.0%	1	14.3%	35	18.8%
Fortuna	7	3.9%	1	14.3%	8	4.3%
Arcata	10	5.6%	0	0.0%	10	5.4%
Rio Dell	3	1.7%	0	0.0%	3	1.6%
Ferndale	1	0.6%	1	14.3%	2	1.1%
Blue Lake	1	0.6%	0	0.0%	1	0.5%
Transient	27	15.1%	1	14.3%	28	15.1%
Out-of-County/Other	49	27.3%	2	28.5%	51	27.4%
<u>Type of Detainee and Current Offense:</u>						
# Felony Inmates	179	100.0%	0	0.0%	179	96.2%
# Misdemeanor Inmates	0	0.0%	7	100.0%	7	3.8%
Total	179	100.0%	7	100.0%	186	100.0%
Violence	49	27.4%	2	28.6%	51	27.4%
Sex Crimes	2	1.1%	0	0.0%	2	1.1%
Weapons	12	6.7%	1	14.3%	13	7.0%
Property	42	23.5%	0	0.0%	42	22.6%
Drug/Alcohol	47	26.3%	3	42.8%	50	26.9%
Other Crimes	27	15.0%	1	14.3%	28	15.0%
Total	179	100.0%	7	100.0%	186	100.0%
Average Charges Per Inmate:						
Felony Charges	2.4		0.0		2.6	
Misdemeanor Charges	2.0		2.2		2.1	
<u>Bail Schedule:</u>						
No Bail Holds	2	1.1%	0	0.0%	2	1.1%
Average Bail	\$149,343		\$36,429		\$160,040	
Under \$20,000	7	4.0%	1	14.3%	8	4.3%
\$20,001 - \$30,000	33	18.6%	3	42.9%	36	19.6%
\$30,001 - \$50,000	47	26.6%	1	14.3%	48	26.1%
\$50,001 - \$75,000	24	13.6%	2	28.5%	26	14.1%
\$75,001 - \$100,000	26	14.7%	0	0.0%	26	14.1%
\$100,001 - 150,000	13	7.3%	0	0.0%	13	7.1%
\$150,001 - \$200,000	1	0.6%	0	0.0%	1	0.5%
\$200,001 - \$300,000	5	2.8%	0	0.0%	5	2.7%
\$300,001 Plus	21	11.8%	0	0.0%	21	11.8%
<u>Probation Status:</u>						
Probationer	32	17.9%	1	14.3%	33	17.7%

Hum4/Realignment/Table16

*Excludes 20 pretrial detainee / foreign hold inmates held in HCCF

Humboldt County Jail System
Summary Male Pretrial Felony and Misdemeanor Inmate Profile
November 4, 2012
(continued)

Male Inmate Profile*	MALE PRETRIAL FELONY / MISDEMEANOR CHARACTERISTICS					
	Felony Inmates		Misdemeanor Inmates		Total Pretrial	
<u>Criminal History Characteristics:</u>						
Average Prior Jail Bookings	11.6 bookings		13.4 bookings		11.9 bookings	
Most Serious Prior Jail Booking:						
No Prior Jail Booking	21	11.1%	1	14.3%	21	11.3%
Violence	93	56.4%	3	50.0%	93	56.7%
Sex Crimes	4	2.4%	0	0.0%	4	1.8%
Weapons	21	12.7%	2	33.3%	21	12.8%
Property	2	1.2%	0	0.0%	2	1.2%
Drug/Alcohol	40	24.2%	1	16.7%	40	24.4%
Other Crimes	5	3.0%	0	0.0%	5	3.1%
Total	165	100.0%	6	100.0%	165	100.0%
# Prior Bench Warrants	4.3 bench warrants		5.6 bench warrants		4.0 bench warrants	
<u>Designated Custody Classifications:</u>						
No housing problem	175	37.6%	7	100.0%	182	97.8%
Assaultive	1	0.6%	0	0.0%	1	0.5%
Mental Health/Suicidal	0	0.0%	0	0.0%	0	0.0%
Escape risk	1	0.6%	0	0.0%	1	0.5%
Protective Custody	2	1.2%	0	0.0%	2	1.0%
Total	179	100.0%	7	100.0%	186	100.0%
Ave. # Disciplinary Reports issued/inmate:						
Current Incarceration Period	3.1 incidents		0.1 incidents		3.4 incidents	
All Current & Previous Incarceration Periods	10.1 incidents		1.6 incidents		9.8 incidents	
Average Length of Incarceration:						
	71.6 Days		5.3 Days		76.6 Days	
Length of Incarceration						
1 - 15 Days	68	24.5%	6	85.7%	74	41.3%
16 - 30 Days	46	26.7%	1	14.3%	47	26.3%
31 - 60 Days	25	14.5%	0	0.0%	25	14.0%
Over 60 Days	33	19.2%	0	0.0%	33	18.4%

Hum4/Realignment/Table16

*Excludes 20 pretrial detainer / foreign hold inmates held in HCCF

Humboldt County Jail System
Analysis of the Number of Jail Beds Occupied by Selected
Male Pretrial and Sentenced Inmate Groupings Based on the Jail Profile
2012

Groups	Selected Male Inmate Characteristics	MALE INMATE CUSTODY STATUS									
		Pretrial Inmates			Sentenced Inmates			SWAP			
		Number	Percent	Cumulative ADP	Number	Percent	Cumulative ADP	Number	Percent	Cumulative ADP	
Group #1:	No violence/weapons bookings no alcohol/drug bookings no sex crime bookings no detainer / foreign holds; no bench warrants and no transients	2	1.0%	2	1	0.8%	1	0.9%	2		
Group #2:	No violence/weapons bookings; no sex crime, no detainer / foreign holds; no bench warrants (can include alcohol/ drug bookings) and no transients.	2	1.0%	4	0	0.0%	1	1.4%	5		
Group #3:	No violence/weapons bookings; no sex crime bookings; no detainer / foreign holds; no bench warrants; 1-2 prior bookings that did not involve violence/weapons crimes or sex crimes and no transients.	12	6.0%	16	12	9.5%	13	32.3%	76		
Group #4:	No violence/weapons bookings; no sex crime bookings; no detainer / foreign holds; no bench warrants; 3-4 prior bookings that did not involve violence/weapons crimes; or sex crimes and no transients.	0	0.0%	16	2	1.7%	15	3.2%	83		
Group #5:	No violence/weapons bookings; no sex crime bookings; no detainer / foreign holds; 1 or 2 bench warrants; 3-4 prior bookings that did not involve violence/weapons crimes; or sex crimes and no transients.	8	4.0%	24	1	0.8%	16	9.1%	103		
Group #6:	All other types of inmates including no bail holds; felony/misdemeanor violence/weapons offenses; sex crimes extensive bench warrants; and transients.	<u>175</u>	<u>87.9%</u>	199	<u>105</u>	<u>86.8%</u>	121	53.2%	220		
TOTAL		199	100.0%		121	100.0%		100.0%			

Hum4/Realignmen/Tab1e17

SOURCE: Humboldt County Jail Profile taken November 4, 2012

Appendix J.

**2012 Snapshot of the Humboldt County Jail (HCCF)
Female Pretrial and Sentenced Inmate Population
*Humboldt County AB 109 Implementation Progress Report***

**Humboldt County Jail System
Summary Female Pretrial and Sentenced Inmate Profile
November 4, 2012**

		FEMALE PRETRIAL & SENTENCED CHARACTERISTICS					
Female Inmate Profile		Pretrial		Sentenced		Total Jail System	
<u>Average Age:</u>							
Female Inmates		31.6 years		37.6 years		33.8 years	
<u>Ethnicity:</u>							
Caucasian	24	70.6%	17	85.0%	41	75.9%	
Black	0	0.0%	0	0.0%	0	0.0%	
Hispanic	2	5.9%	0	0.0%	2	3.7%	
Native American	8	23.5%	3	15.0%	11	20.4%	
Other	0	0.0%	0	0.0%	0	0.9%	
	Total	34	100.0%	20	100.0%	54	100.0%
<u>Residency:</u>							
Humboldt County	6	17.6%	5	25.0%	11	20.4%	
Eureka	10	29.4%	4	20.0%	14	25.9%	
Fortuna	3	8.8%	0	0.0%	3	5.6%	
Arcata	0	0.0%	2	10.0%	2	3.7%	
Rio Dell	1	2.9%	2	10.0%	3	5.6%	
Ferndale	0	0.0%	0	0.0%	0	0.0%	
Blue Lake	1	2.9%	0	0.0%	1	1.9%	
Transient	5	14.7%	2	10.0%	7	13.0%	
Out-of-County/Other	8	23.5%	5	25.0%	13	24.1%	
	Total	34	100.0%	20	100.0%	54	100.0%
<u>Type of Detainee and Current Offense:</u>							
# Felony Inmates	27	90.0%	16	80.0%	43	93.5%	
# Misdemeanor Inmates	3	10.0%	4	0.0%	7	6.5%	
	Sub-Total	30	91.2%	20	80.0%	50	85.2%
Detainer / Foreign Hold Inmates	4	8.8%	0	0.0%	4	7.4%	
	Total	34	100.0%	20	100.0%	54	100.0%
Violence	13	43.3%	1	5.0%	14	28.0%	
Sex Crimes	0	0.0%	0	0.0%	0	0.0%	
Weapons	1	3.3%	1	5.0%	2	4.0%	
Property	7	23.3%	6	30.0%	13	26.0%	
Drug/Alcohol	6	20.0%	10	50.0%	16	32.0%	
Other Crimes	3	10.0%	2	10.2%	5	10.0%	
	Total	30	100.0%	20	100.0%	50	100.0%
Average Charges Per Inmate:							
Felony Charges		2.9		1.3		2.3	
Misdemeanor Charges		2.3		1.9		2.2	
<u>Bail Schedule:</u>							
No Bail Holds	4	11.8%	0	0.0%	4	11.8%	
Average Bail		\$241,488		\$0		\$241,488	
Under \$20,000	2	6.7%			2	6.7%	
\$20,001 - \$30,000	7	23.3%			7	23.3%	
\$30,001 - \$50,000	4	13.3%			4	13.3%	
\$50,001 - \$75,000	5	16.7%			5	16.7%	
\$75,001 - \$100,000	0	0.0%			0	0.0%	
\$100,001 - \$150,000	2	6.7%			2	6.7%	
\$150,001 - \$200,000	5	16.7%			5	16.7%	
\$200,001 - \$300,000	0	0.0%			0	0.0%	
\$300,001 Plus	5	16.7%			5	16.7%	
<u>Probation Status:</u>							
Probationer	4	11.8%	5.0%	25.0%	9	16.7%	

**Humboldt County Jail System
Summary Female Pretrial and Sentenced Inmate Profile
November 4, 2012**

Female Inmate Profile	FEMALE PRETRIAL & SENTENCED CHARACTERISTICS					
	Pretrial		Sentenced		Total Jail System	
<u>Type of Detainer / Foreign Hold Inmates:</u>						
Parole	4	100.0%			4	100.0%
ICE	0	0.0%			0	0.0%
Other State Hold	0	0.0%			0	0.0%
Family Court Hold	0	0.0%			0	0.0%
Out-of-County Warrant	0	0.0%			0	0.0%
Total	4	100.0%			4	100.0%
<u>Criminal History Characteristics:</u>						
Average Prior Jail Bookings	11.9 bookings		13.0 bookings		11.9 bookings	
Felony Inmates	12.2 bookings		14.8 bookings		13.2 bookings	
Misdemeanor Inmates	15.0 bookings		0.0 bookings		2.8 bookings	
Detainer / Foreign Hold Inmates	2.8 bookings		6.3 bookings		10.0 bookings	
<u>Most Serious Prior Jail Booking:</u>						
No Prior Jail Booking	4	11.8%	0	0.0%	3	5.6%
Violence	13	43.2%	7	35.0%	20	40.0%
Sex Crimes	0	0.0%	0	0.0%	0	0.0%
Weapons	4	12.9%	2	10.0%	6	12.0%
Property	0	0.0%	0	0.0%	0	0.0%
Drug/Alcohol	11	35.5%	11	55.0%	22	44.0%
Other Crimes	2	6.5%	0	0.9%	2	4.0%
Total	30	100.0%	20	100.0%	50	100.0%
# Prior Bench Warrants	6.2 bench w arrants		5.8 bench w arrants		6.0 bench w arrants	
<u>Designated Custody Classifications:</u>						
No housing problem	34	100.0%	20	100.0%	54	100.0%
Assaultive	0	0.0%	0	0.0%	0	0.0%
Mental Health/Suicidal	0	0.0%	0	0.0%	0	0.0%
Escape risk	0	0.0%	0	0.0%	0	0.6%
Protective Custody	0	0.0%	0	0.0%	0	0.0%
Total	34	100.0%	20	100.0%	54	100.0%
<u>Ave. # Disciplinary Reports issued/inmate:</u>						
Current Incarceration Period	2.9 incidents		5.8 incidents		4.0 incidents	
All Current & Previous Incarceration Periods	13.1 incidents		10.9 incidents		12.3 incidents	
<u>Average Length of Incarceration:</u>						
	63.6 days		89.8 days		68.7 days	
Felony Inmates	71.6 days		89.8 days		77.9 days	
Misdemeanor Inmates	4.0 days		0.0 days		4.0 days	
Felony Inmates						
1 - 15 Days	8	29.6%	2	12.5%	10	23.3%
16 - 30 Days	2	7.4%	2	12.5%	4	9.3%
31 - 60 Days	8	29.6%	4	25.0%	12	27.9%
Over 60 Days	9	33.3%	8	50.0%	17	39.5%
Misdemeanor Inmates						
1 - 15 Days	3	100.0%	3	75.0%	6	75.0%
16 - 30 Days	0	0.0%	1	25.0%	1	25.0%
31 - 60 Days	0	0.0%	0	0.0%	0	0.0%
Over 60 Days	0	0.0%	0	0.0%	0	0.0%
Detainer / Foreign Hold Inmates						
1 - 15 Days	4	100.0%			4	100.0%
16 - 30 Days	0	0.0%			0	0.0%
31 - 60 Days	0	0.0%			0	0.0%
Over 60 Days	0	0.0%			0	0.0%

**Humboldt County Jail System
Summary Female Pretrial Felony and Misdemeanor Inmate Profile
November 4, 2012**

Female Inmate Profile*	FEMALE PRETRIAL FELONY / MISDEMEANOR CHARACTERISTICS					
	Felony Inmates		Misdemeanor Inmates		Total Pretrial	
Average Age:						
Female Inmates	32.4 years		30.1 years		32.5 years	
Ethnicity:						
Caucasian	18	66.7%	3	100.0%	21	70.0%
Black	0	0.0%	0	0.0%	0	0.0%
Hispanic	1	3.7%	0	0.0%	1	3.3%
Native American	8	29.6%	0	0.0%	8	26.7%
Other	0	0.0%	0	0.0%	0	0.0%
Total	27	100.0%	3	100.0%	30	100.0%
Residency:						
Humboldt County	5	18.5%	1	33.3%	6	20.0%
Eureka	9	33.3%	0	0.0%	9	30.0%
Fortuna	2	7.4%	1	33.3%	3	10.0%
Arcata	0	0.0%	0	0.0%	0	0.0%
Rio Dell	1	3.7%	0	0.0%	1	3.3%
Ferndale	0	0.0%	0	0.0%	0	0.0%
Blue Lake	0	0.0%	1	33.3%	1	3.3%
Transient	5	18.5%	0	0.0%	5	16.7%
Out-of-County/Other	5	18.5%	0	0.0%	5	16.7%
Type of Detainee and Current Offense:						
# Felony Inmates	27	100.0%	0	0.0%	27	90.0%
# Misdemeanor Inmates	0	0.0%	3	100.0%	3	10.0%
Total	27	100.0%	3	100.0%	30	100.0%
Violence	11	40.7%	2	66.7%	13	43.3%
Sex Crimes	0	0.0%	0	0.0%	0	0.0%
Weapons	1	3.7%	0	0.0%	1	3.3%
Property	7	25.9%	0	0.0%	7	23.3%
Drug/Alcohol	5	18.5%	1	33.3%	6	20.0%
Other Crimes	3	11.1%	0	0.0%	3	10.0%
Total	27	100.0%	3	100.0%	30	100.0%
Average Charges Per Inmate:						
Felony Charges	3.0		0.0		2.6	
Misdemeanor Charges	2.2		3.3		2.3	
Bail Schedule:						
No Bail Holds	0	0.0%	0	0.0%	0	0.0%
Average Bail	\$307,636		\$25,000		\$241,488	
Under \$20,000	1	3.7%	0	0.0%	1	3.3%
\$20,001 - \$30,000	4	14.8%	3	100.0%	7	23.3%
\$30,001 - \$50,000	5	18.5%	0	0.0%	5	16.7%
\$50,001 - \$75,000	4	14.8%	0	0.0%	4	13.3%
\$75,001 - \$100,000	0	0.0%	0	0.0%	0	0.0%
\$100,001 - 150,000	2	7.4%	0	0.0%	2	6.7%
\$150,001 - \$200,000	5	18.5%	0	0.0%	5	16.7%
\$200,001 - \$300,000	0	0.0%	0	0.0%	0	0.0%
\$300,001 Plus	6	22.3%	0	0.0%	6	20.0%
Probation Status:						
Probationer	4	14.8%	0	0.0%	4	13.3%

Hum4/Realignment/Table18

*Excludes 4 pretrial detainee / foreign hold inmates held in HCCF

Humboldt County Jail System
Summary Female Pretrial Felony and Misdemeanor Inmate Profile
November 4, 2012
(continued)

Female Inmate Profile*	FEMALE PRETRIAL FELONY / MISDEMEANOR CHARACTERISTICS					
	Felony Inmates		Misdemeanor Inmates		Total Pretrial	
<u>Criminal History Characteristics:</u>						
Average Prior Jail Bookings	12.2 bookings		15.0 bookings		13.6 bookings	
Most Serious Prior Jail Booking:						
No Prior Jail Booking	2	7.4%	0	0.0%	2	6.7%
Violence	11	40.7%	2	66.7%	13	43.4%
Sex Crimes	0	0.0%	0	0.0%	0	0.0%
Weapons	4	14.8%	0	0.0%	4	13.3%
Property	0	0.0%	0	0.0%	0	0.0%
Drug/Alcohol	9	33.4%	1	33.3%	10	33.3%
Other Crimes	1	3.7%	0	0.0%	1	3.3%
Total	27	100.0%	3	100.0%	30	100.0%
# Prior Bench Warrants	7.1 bench warrants		3.7 bench warrants		6.2 bench warrants	
<u>Designated Custody Classifications:</u>						
No housing problem	27	100.0%	3	100.0%	30	100.0%
Assaultive	0	0.0%	0	0.0%	0	0.0%
Mental Health/Suicidal	0	0.0%	0	0.0%	0	0.0%
Escape risk	0	0.6%	0	0.0%	0	0.0%
Protective Custody	0	0.0%	0	0.0%	0	0.0%
Total	27	100.0%	3	100.0%	30	100.0%
Ave. # Disciplinary Reports issued/inmate:						
Current Incarceration Period	0.0 incidents		0.0 incidents		0.0 incidents	
All Current & Previous Incarceration Periods	3.6 incidents		0.7 incidents		2.9 incidents	
Average Length of Incarceration:						
	78.2 days		3.3 days		63.6 days	
Length of Incarceration						
1 - 15 Days	8	29.6%	3	100.0%	11	36.7%
16 - 30 Days	2	7.4%	0	0.0%	2	6.7%
31 - 60 Days	8	29.6%	0	0.0%	8	26.7%
Over 60 Days	9	33.3%	0	0.0%	9	30.0%

Hum4/Realignment/Table18

*Excludes 4 pretrial detainee / foreign hold inmates held in HCCF

Humboldt County Jail System
Analysis of the Number of Jail Beds Occupied by Selected
Female Pretrial and Sentenced Inmate Groupings Based on the Jail Profile
2012

Groups	Selected Female Inmate Characteristics	FEMALE INMATE CUSTODY STATUS									
		Pretrial Inmates			Sentenced Inmates			SWAP			
		Number	Percent	Cumulative ADP	Number	Percent	Cumulative ADP	Number	Percent	Cumulative ADP	
Group #1:	No violence/weapons bookings no alcohol/drug bookings no sex crime bookings no detainer / foreign holds; no bench warrants and no transients	0	0.0%	0	0	0.0%	0	0.0%	0	0	
Group #2:	No violence/weapons bookings; no sex crime, no detainer / foreign holds; no bench warrants (can include alcohol/ drug bookings) and no transients.	0	0.0%	0	0	0.0%	0	0.0%	0	0	
Group #3:	No violence/weapons bookings; no sex crime bookings; no detainer / foreign holds; no bench warrants; 1-2 prior bookings that did not involve violence/weapons crimes or sex crimes and no transients.	1	2.9%	1	4	20.0%	4	42.0%	21	21	
Group #4:	No violence/weapons bookings; no sex crime bookings; no detainer / foreign holds; no bench warrants; 3-4 prior bookings that did not involve violence/weapons crimes; or sex crimes and no transients.	1	2.9%	2	0	0.0%	0	4.0%	23	23	
Group #5:	No violence/weapons bookings; no sex crime bookings; no detainer / foreign holds; 1 or 2 bench warrants; 3-4 prior bookings that did not involve violence/weapons crimes; or sex crimes and no transients.	1	2.9%	3	1	5.0%	5	10.0%	28	28	
Group #6:	All other types of inmates including no bail holds; felony/misdemeanor violence/weapons offenses; sex crimes extensive bench warrants; and transients.	31	91.2%	34	15	75.0%	20	44.0%	50	50	
TOTAL		34	100.0%		20	100.0%		100.0%		50	

Hum-4/Realignment/Table20

SOURCE: Humboldt County Jail Profile taken November 4, 2012

Appendix K.

**Number of Humboldt County Correctional Facility (HCCF) Jail Inmates
Requiring Mental Health and Medical Services by Month 2010 - 2012**
Humboldt County AB 109 Implementation Progress Report

**Humboldt County Correctional Facility (HCCF)
Number of Jail Inmates Requiring Mental Health and Medical Services by Month
2010**

Jail Inmates Requiring Mental Health & Medical Services	Humboldt County Jail Mental Health and Medical Services													Monthly Average
	Jan	Feb	Mar	Apr	May	Jun	Jul	Aug	Sep	Oct	Nov	Dec		
Mental Health Services:														
Number of Mental Health cases open on last day of month	117	122	119	116	122	121	127	141	148	143	115	129	127	
Number of new Mental Health cases opened during month	99	108	106	103	82	105	115	110	112	92	98	103	103	
Number of inmates receiving psychotropic medications on last day of month	67	79	73	58	63	64	72	78	65	64	77	75	70	
Medical Services:														
Number of inmates seen at sick call during month	341	370	451	393	407	359	366	357	456	380	385	334	383	
Number of inmates seen by physician/mid-level practitioner during month	102	91	86	98	69	106	96	133	69	80	106	116	96	
Number of off-side medical appointments during month	13	14	14	14	13	13	14	8	24	20	18	20	15	
Number of inmates receiving dental cases	96	84	95	70	86	64	61	105	101	74	92	55	82	
Number of inmates assigned to medical beds on the last day of month	5	6	6	5	6	8	6	6	8	1	8	0	5	

HumProgressRpt/Table23

**Humboldt County Correctional Facility (HCCF)
Number of Jail Inmates Requiring Mental Health and Medical Services by Month
2011**

Jail Inmates Requiring Mental Health & Medical Services	Humboldt County Jail Mental Health and Medical Services													Monthly Average
	Jan	Feb	Mar	Apr	May	Jun	Jul	Aug	Sep	Oct	Nov	Dec		
Mental Health Services:														
Number of Mental Health cases open on last day of month	128	139	152	142	134	135	123	142	145	155	138	132	139	
Number of new Mental Health cases opened during month	90	86	126	111	106	92	77	113	106	110	95	120	103	
Number of inmates receiving psychotropic medications on last day of month	91	77	84	85	79	88	64	75	89	88	84	72	81	
Medical Services:														
Number of inmates seen at sick call during month	350	325	394	369	344	156	328	389	347	331	310	349	333	
Number of inmates seen by physician/mid-level practitioner during month	130	126	170	109	118	167	117	168	113	124	117	81	128	
Number of off-side medical appointments during month	13	17	19	12	20	34	14	23	21	28	17	30	21	
Number of inmates receiving dental cases	96	96	60	66	77	66	88	67	64	62	65	61	72	
Number of inmates assigned to medical beds on the last day of month	0	3	0	3	0	1	0	5	2	0	3	4	2	

HumProgressRpt/Table23A

**Humboldt County Correctional Facility (HCCF)
Number of Jail Inmates Requiring Mental Health and Medical Services by Month
2012**

Jail Inmates Requiring Mental Health & Medical Services	Humboldt County Jail Mental Health and Medical Services												Monthly Average
	Jan	Feb	Mar	Apr	May	Jun	Jul	Aug	Sep	Oct	Nov	Dec	
Mental Health Services:													
Number of Mental Health cases open on last day of month	141	130	130	123	123	119	84	94	83	100	123	135	115
Number of new Mental Health cases opened during month	124	116	98	113	100	88	65	70	65	100	99	103	95
Number of inmates receiving psychotropic medications on last day of month	73	75	73	75	73	65	56	54	51	67	58	81	67
Medical Services:													
Number of inmates seen at sick call during month	389	407	367	349	308	335	315	375	277	316	294	343	340
Number of inmates seen by physician/mid-level practitioner during month	82	84	94	76	30	70	99	59	87	128	89	105	84
Number of off-side medical appointments during month	12	11	19	10	12	11	14	11	10	5	12	25	13
Number of inmates receiving dental cases	115	52	51	60	60	63	68	103	96	76	78	74	75
Number of inmates assigned to medical beds on the last day of month	7	5	11	12	9	8	5	7	8	7	9	8	8

Appendix L.

**Sample Template For AB 109 Monthly and Year-to-Date
Statistical Monitoring Report
*Humboldt County AB 109 Implementation Progress Report***

Humboldt County Community Corrections Partnership

Public Safety Realignment Plan

AB 109 Public Safety Realignment Act

Monthly and Year-to-Date Statistical Monitoring Report

May 2013

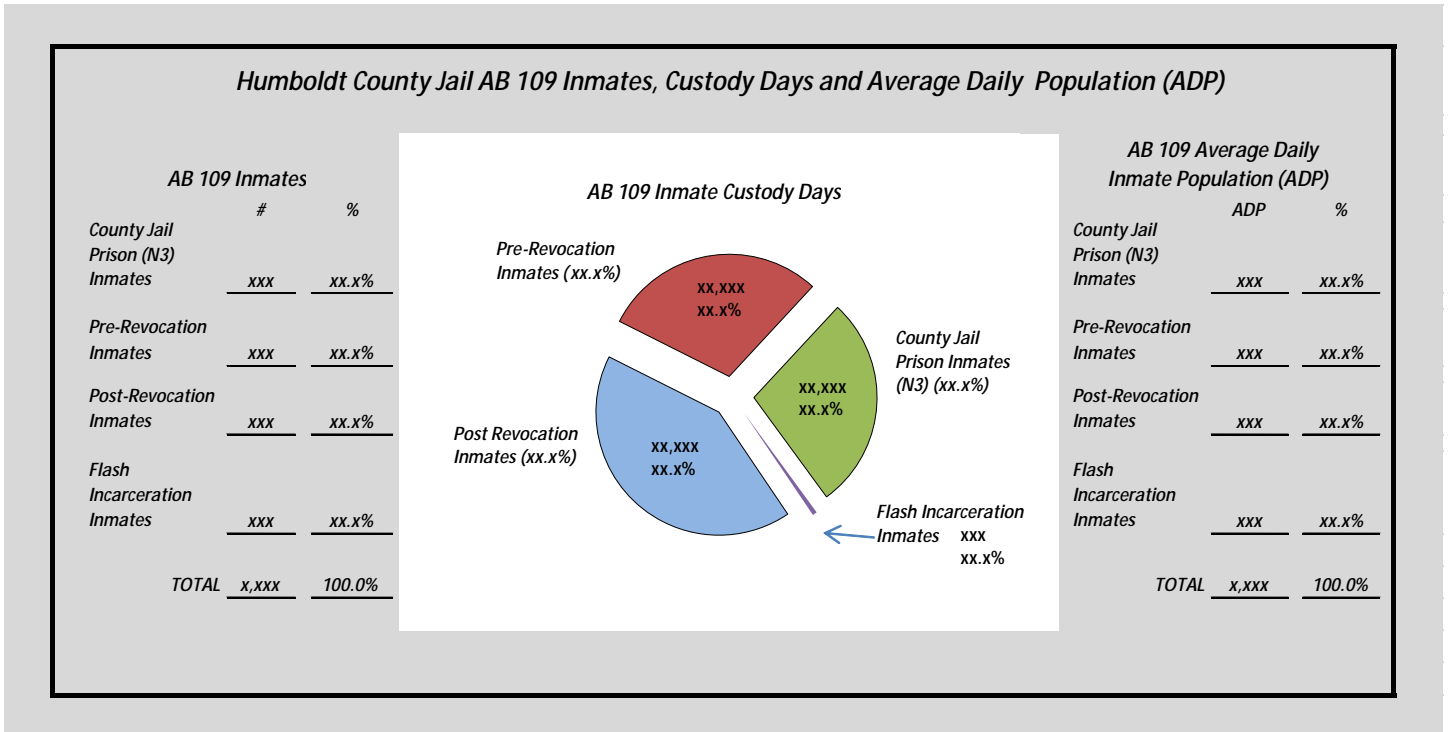


Prepared by:
Humboldt County Community
Corrections Partnership (CCP) Committee

HUMBOLDT COUNTY COMMUNITY CORRECTIONS PARTNERSHIP AB 109 PUBLIC SAFETY REALIGNMENT ACT MONTHLY STATISTICS

Month	
Year	

SECTION A: Number, Custody Days, and Average Daily Population (ADP) of AB 109 Inmates Incarcerated in the Humboldt County Jail System for the Month of _____ 2013.



Jail AB 109 Inmate Incarceration Trends		Current Month		Year to Date	
		Number	Percent	Number	Percent
1.	Number of AB 109 Inmates:				
	County Jail Prison (N3) Inmates				
	Pre-Revocation Inmates				
	Post-Revocation Inmates				
	Flash Incarceration Inmates				
	TOTAL		100%		100%
2.	AB 109 Jail Inmate Custody Days:				
	County Jail Prison (N3) Inmates				
	Pre-Revocation Inmates				
	Post-Revocation Inmates				
	Flash Incarceration Inmates				
	TOTAL		100%		100%

AB 109 Jail Inmate Incarceration Trends (continued)		Current Month		Year to Date		
		ADP	Percent	ADP	Percent	
3.	AB 109 Average Daily Inmate Population (ADP):					
	County Jail Prison (N3) Inmates					
	Pre-Revocation Inmates					
	Post-Revocation Inmates					
	Flash Incarceration Inmates					
	TOTAL			100%		100%
	Total Jail System Inmate Average Daily Population (ADP):					
	AB 109 Inmates					
	All Other Inmates					
	TOTAL			100%		100%
	CDCR Projected AB 109 Inmate ADP (at full implementation):					
	County Jail Prison (N3) Inmates				xxx	xx.x%
	Revocation Inmates (State Parole and Probation Violations)				xxx	xx.x%
	TOTAL				xxx	100%

SECTION B: Penal Code (PC) Section 1170(h): County Jail Prison (N3) Convicted and Sentenced Offenders

AB 109 Offenders Sentenced to Local Custody		Current Month		Year to Date	
		Number	Percent	Number	Percent
County Jail Prison (N3) Offenders:					
4.	Number of PC 1170(h)(1) offenders (non-violent, non-serious, non-sex offenders) sentenced to the county jail with mandatory probation supervision				
5.	Number of PC 1170(h)(1) offenders (non-violent, non-serious, non-sex offenders) sentenced to the county jail only (without mandatory probation supervision)				
6.	Number of PC 1170(h)(1) offenders (non-violent, non-serious, non-sex offenders) sentenced only to mandatory probation supervision				
TOTAL			100%		100%
Monthly Average and Yearly Total Number of Projected CDCR County Jail Prison (N3) Inmates		xx per month		xxx per year	
Length of AB 109 Court Sentences:					
7.	Aggregate Superior Court sentence breakdown (jail and mandatory probation supervision)				
	Average Aggregate Superior Court sentence	xx months		xx months	
	Low Aggregate Superior Court sentence	xx months		xx months	
	High Aggregate Superior Court sentence	xx months		xx months	

AB 109 Offenders Sentenced to Local Custody (continued)		Current Month		Year to Date		
		Number	Percent	Number	Percent	
8.	Aggregate Superior Court sentence breakdown (jail and mandatory probation supervision):					
	Range (Months)	0 – 16 months				
		17 – 36 months				
		37 – 48 months				
		49 – 60 months				
		Over 60 months				
		TOTAL		100%		100%
9.	County Jail Prison Only Superior Court Sentence Breakdown:					
	Average	County Jail Prison Only Superior Court Sentence	xx months		xx months	
	Low	County Jail Prison Only Superior Court Sentence	xx months		xx months	
	High	County Jail Prison Only Superior Court Sentence	xx months		xx months	
	Range (Months)	0 (None)				
		1 – 16 months				
		17 – 36 months				
		37 – 48 months				
		49 – 60 months				
		Over 60 months				
		TOTAL		100%		100%
10.	Mandatory Probation Supervision Only Superior Court Sentence Breakdown:					
	Average	Mandatory Probation Supervision only Superior Court sentence	xx months		xx months	
	Low	Mandatory Probation Supervision only Superior Court sentence	xx months		xx months	
	High	Mandatory Probation Supervision only Superior Court sentence	xx months		xx months	
	Range (Months)	0 (None)				
		1 – 16 months				
		17 – 36 months				
		37 – 48 months				
		49 – 60 months				
		Over 60 months				
		TOTAL		100%		100%

SECTION C: County Jail Prison (N3) Inmate Demographic and Offense Characteristics

Demographic and Offense Characteristics (N3)		Current Month		Year to Date	
		Number	Percent	Number	Percent
11.	Gender:	Male			
		Female			
		TOTAL		100%	100%

Demographic and Offense Characteristics (N3) (continued)			Current Month		Year to Date	
			Number	Percent	Number	Percent
12.	Age:	18 - 20				
		21 - 24				
		25 - 44				
		45 - 64				
		65 & Over				
	TOTAL		100%		100%	
	Average Age	xx years		xx years		
13.	Ethnicity:	White				
		Black/African American				
		Hispanic				
		American Indian				
		Other Race				
	TOTAL		100%		100%	
14.	Residency:	Eureka				
		Fortuna				
		Arcata				
		Rio Dell				
		Ferndale				
		Blue Lake				
		Humboldt County				
		Transient				
	Out-of-County/Other					
TOTAL		100%		100%		
15.	Commitment Offense:	Violence				
		Sex Crimes				
		Weapons				
		Property				
		Drugs/Alcohol				
		Other Crimes				
	TOTAL		100%		100%	

SECTION D: State Parolees, Post-Release Community Supervision (PRCS), and Penal Code Section 1170(h) Inmates Booked into the County Jail System

State Parolees, PRCS, & PC Section 1170(h) Inmates Booked into County Jail System		Current Month		Year to Date	
		Number	Percent	Number	Percent
State Parolees – Penal Code Section 3056:					
16.	Number of individuals booked on a PC 3056 parole violation only. Includes state parole violators booked during the reporting month, pursuant to PC 3056(a). Does not include those violators who have been booked on a new offense.				
17.	Number of parole violators serving jail time as a result of revocation hearing. Includes revoked state parole violators serving time as a result of a parole revocation hearing. Does not include those who are in custody on new offenses in addition to the violation.				

State Parolees, PRCS, & PC Section 1170(h) Inmates Booked into County Jail System (continued)		Current Month		Year to Date	
		Number	Percent	Number	Percent
State Parolees – Penal Code Section 3056:					
18.	Number of parole violators booked with new local charges.				
19.	Number of parole violators serving a local sentence.				
TOTAL			100%		100%
CDCR projected average monthly and yearly total number of parolees incarcerated in the county jail.		xx per month		xxx per year	
Post-Release Community Supervision (PCRS):					
20.	Number of PRCS offenders booked during the month. Does not include violators who have been booked on a new offense.				
21.	Number of PRCS offenders booked with a new local charge(s).				
22.	Number of PRCS offenders booked on a PC 3454(c) flash incarceration only. Includes PCRS offenders booked for a flash incarceration, pursuant to PC 3454(c).				
23.	Number of PRCS offenders serving jail time as a result of a revocation hearing disposition.				
TOTAL			100%		100%
Penal Code Section 1170(h): (Sheriff's Alternative Custody Program)					
24.	Number of offenders released to an alternative custody program. Includes PC 1170(h) offenders who were placed into alternative programs such as Electronic Monitoring, GPS, or Work Furlough, etc.				
25.	Number of offenders in an alternative custody program returned to custody. Includes PC 1170(h) offenders previously in an alternative program who have violated either probation, a condition of the program, or committed a new criminal offense.				
TOTAL			100%		100%

SECTION E: RECAP: County Jail Prison (N3) and Parole Revocation Monthly Referral and Supervision Caseload Trends _____ Month 2012 to _____ Month 2012

Recap of County Jail Prison (N3), and Parole Revocation Monthly Referral and Supervision Caseload Trends _____ Month 2013 to _____ Month 2013			
	<u>Number</u>	<u>Monthly Average</u>	<u>Percent (%)</u>
1. County Jail Prison (N3) Non-Violent, Non-Serious and Non-Sex Offenders):	xxx	xxx	100.0%
§ Number of Offenders Sentenced to County Jail Only	xxx	xxx	xx.x%
§ Number of Offenders Sentenced to Jail and Mandatory Supervision	xxx	xxx	xx.x%
§ Number of Offenders Sentenced to Mandatory Supervision Only	xxx	xxx	xx.x%
Total	xxx	xxx	100.0%

§ Current Average Daily Jail Population (ADP)			<u>xxx</u>
§ Average Aggregate County Jail Sentence			xx.x months
2. State Parole Violators:			
§ Parolee Returned to Custody Pending Revocation Hearing	xxx	xxx	xx.x%
§ Parolee Revocations	xxx	xxx	xx.X
	Total	xxx	100.0%
§ Average Daily Jail Population (ADP)			xxx
§ Average Length of Jail Incarceration (ALS)			xxx days

SECTION F: Number, Risk Assessment Score, and Supervision Levels For Post-Release Community Supervision (PRCS) Offenders Handled Through the Humboldt Probation Department

Post-Release Community Supervision (PRCS) Offenders		Current Month		Year to Date	
		Number	Percent	Number	Percent
Probation Department AB 109 Intake Unit:					
26.	Total number of CDCR pre-release PRCS packets received by the Probation Department.		100%		100%
27.	Number of inappropriate or unacceptable PRCS packets referred/transferred out to other jurisdictions by Probation Department.				
28.	Number of PRCS packets with "special conditions" of supervision established by the Probation Department for reporting PRCS offenders.				
	TOTAL		100%		100%
29.	Total number of PRCS offenders accepted for supervision and required to report and be processed by the Probation Department's AB 109 Intake Unit.		100%		100%
	Monthly Average number of PRCS offenders required to report for Probation Department AB 109 assessment and processing.			xx per month	
	CDCR projected average monthly and yearly total number of PRCS offenders released to the Probation Department.	xx per month		xxx per year	
30.	Number of PRCS offenders released from state prison, accepted for county supervision and processed by Probation AB 109 Intake Unit.				
31.	Number of PRCS offenders who absconded or failed to appear and a warrant was issued by the Probation Department. (This only includes PC 3455 warrants and excludes all other types of warrants.)				
	TOTAL		100%		100%
32.	Failure to Appear (FTA) warrant status:				
	Active Warrant				
	Warrant Served				
	Warrant Recalled by Probation				
	TOTAL		100%		100%

Post-Release Community Supervision (PRCS) Offenders (continued)		Current Month		Year to Date	
		Number	Percent	Number	Percent
33.	Static Risk Assessment Profile (STRONG):				
	Risk Assessment Score:				
	Low Risk				
	Moderate Risk				
	High Drug Risk				
	High Property/Violent Risk				
	High Violence Risk				
	TOTAL		100%		100%
	PRCS Supervision Levels and Caseload Assignment:				
	34.	Number of PRCS offenders on CCRC community supervision status which includes, but is not limited to, contact in the community (i.e., work, school, program setting, home as well as office setting).			
35.	Number of PRCS offenders on administrative supervision status. Individuals are unavailable for supervision due to custody status, an active warrant, prison/out-of-state, interstate compact, etc.				
36.	Number of PRCS offenders supervised under GPS status which utilizes an active, passive, or hybrid global positioning system for monitoring and may also include, but is not limited to, contact in the community (i.e., at work, home, as well as in the office setting).				
37.	Number of PRCS offenders on Unit Monitoring, Kiosk, or other supervision status which consists of initial visit with Probation Officer and then scheduled reporting.				
38.	Number of PRCS offenders on administrative supervision status. Case is not assigned to a Probation Officer and there is no active office or community supervision.				
	TOTAL		100%		100%
39.	Community Supervision Caseload Assignment:				
	High-risk Intensive Field Supervision				
	Specialized Supervision Caseload (Sex & Gang Offenders) etc.				
	SUB-TOTAL				
	Community Corrections Resource Center (CCRC)				
	Administrative Reporting				
	GPS Reporting				
	Unit Monitoring, Kiosk Reporting, or other				
	TOTAL		100%		100%

SECTION G: Post-Release Community Supervision (PRCS) Offender Demographic and Offense Characteristics

Demographic and Offense Characteristics (PRCS)			Current Month		Year to Date	
			Number	Percent	Number	Percent
40.	Gender:	Male				
		Female				
	TOTAL		100%		100%	
41.	Age:	18 - 20				
		21 - 24				
		25 - 44				
		45 - 64				
		65 & Over				
	TOTAL		100%		100%	
	Average Age		xx years		xx years	
42.	Ethnicity:	White				
		Black/African American				
		Hispanic				
		American Indian				
	Other Race					
TOTAL		100%		100%		
43.	Residency:	Eureka				
		Fortuna				
		Arcata				
		Rio Dell				
		Ferndale				
		Blue Lake				
		Humboldt County				
		Transient				
	Out-of-County/Other					
TOTAL		100%		100%		
44.	Commitment Offense:	Violence				
		Sex Crimes				
		Weapons				
		Property				
		Drugs/Alcohol				
	Other Crimes					
TOTAL		100%		100%		

SECTION H: Number of PRCS Warrants Issued While Offender is Supervised and Revocation Hearings Requested by the Probation Department

PRCS Supervision Warrants Issued and Revocation Hearings		Current Month		Year to Date	
		Number	Percent	Number	Percent
45.	Number of PRCS offenders who FTA'd, absconded, or violated supervision conditions and Probation issued a warrant while offender was being supervised by the Probation Department.		100%		100%

PRCS Supervision Warrants Issued and Revocation Hearings (continued)		Current Month		Year to Date	
		Number	Percent	Number	Percent
46.	Number of Revocation Hearings requested by Probation Department.		100%		100%
47.	Revocation Hearing dispositions:				
	Supervision reinstated with jail custody time				
	Other disposition				
	TOTAL		100%		100%
	Length of jail sentence:				
	1 – 30 days				
	31 – 60 days				
	61 – 120 days				
	121 – 180 days				
	181+ Days				
	TOTAL		100%		100%
	Average Length of Revocation Jail Sentence (ALS)	xxx days		xxx days	

SECTION I: Number of PRCS Offenders Who Completed Supervision and Had Their Case Closed For Having No Violations

PRCS Offenders Completing Supervision Without Violations		Current Month		Year to Date	
		Number	Percent	Number	Percent
48.	PRCS closures (6 – 12 months). Number of PRCS offenders whose case was closed between 181 – 364 days for having no supervision violations.				
49.	PRCS closures (1 year). Number of PRCS offenders whose supervision was closed by provision of law at 1 year because they had no supervision violations.				
50.	PRCS closures (18 plus months). Number of PRCS offenders whose supervision was closed after more than 18 months.				
	TOTAL NUMBER OF PRCS OFFENDERS COMPLETING SUPERVISION		100%		100%

SECTION J: Number of County Jail Prison (N3), Parole Revocation, and PRCS Offenders Receiving Mental Health and Other Services While in Custody and Under Community Supervision

AB 109 Mental Health and Other Offender Services		Current Month		Year to Date	
		Number	Percent	Number	Percent
51.	County Jail Prison (N3) and Parole Revocation Inmates:				
	County Jail AB 109 Mental Health services:				
	Number of AB 109 inmates receiving in-patient services				
	Number of AB 109 inmates receiving out-patient services				
	Number of inmates assessed but refused or did not need services				
	TOTAL		100%		100%

		Current Month		Year to Date	
AB 109 Mental Health and Other Offender Services (continued)		Number	Percent	Number	Percent
52.	Number of AB 109 inmates receiving psychotropic medications				
	County Jail AB 109 other inmate services (Offenders participating in custody programs):				
	Drug/alcohol counseling (treatment/relapse prevention)				
	Domestic violence				
	Anger management				
	Family counseling				
	Literacy education and/or GED preparation				
	Job/vocational training				
	Cognitive behavioral therapy – criminal lifestyles				
	TOTAL		100%		100%
53.	County Jail AB 109 offenders receiving reentry planning, assistance, and case management services:				
	Reentry services provided to AB 109 inmates diverted to Home Detention Electric Monitoring or other jail alternative program				
	Reentry services provided to AB 109 offenders completing Court sentence without mandatory supervision and discharged back to community				
	Reentry services provided to AB 109 offenders completing jail sentence with mandatory probation supervision				
	TOTAL		100%		100%
54.	Post-Release Community Supervision (PRCS Offenders):				
	Probation Department PRCS Offender Services (Offenders participating in the following programs while under community supervision):				
	Mental Health assessment, crisis counseling and case management				
	Substance misuse counseling				
	Domestic violence counseling				
	Life skills and related services				
	Anger management				
	Family counseling				
	Literacy education and/or GED preparation				
	Job/vocational training				
	Cognitive behavioral therapy – criminal lifestyles				
TOTAL		100%		100%	

SECTION K: RECAP: Post-Release Community Supervision (PRCS) Offender Monthly Referral and Supervision Caseload Trends _____ Month 2013 to _____ Month 2013

Recap of Post-Release Community Supervision (PRCS) Offender Monthly Referral and Supervision Caseload Trends _____ Month 2013 to _____ Month 2013

1. Post-Release Community Supervision (PRCS) Offenders:

Total CDCR Pre-Release Packets Received by Probation Department: **xxx**

Total PRCS Offenders Reporting and Processed by Probation AB 109 Intake Unit:

xxx

	<u>Number</u>	<u>Monthly Average</u>	<u>Percent (%)</u>
Community Supervision Caseload Assignment			
§ Community Corrections Resource Center (CCRC)	xxx	xx	xx.x%
§ Specialized Supervision Caseload (Sex & Gang Offenders)	<u>xx</u>	<u>xx</u>	<u>xx.x%</u>
Sub-Total	xxx	xxx	xx.x%
§ Administrative and Other	<u>xxx</u>	<u>xx</u>	<u>xx.x%</u>
Total AB 109 PRCS Offenders	xxx	xxx	100.0%
§ Active PRCS Community Supervision Population as of the last day of the reporting month	xxx		