

Zoom Meeting Link:

<https://us02web.zoom.us/join/tZEIdiurTsjHdaBFVe2PYrclealvEVqqIX/ics?icsToken=98tyKuGtpjkrHNeVuR6FRpwMGojod-7ztmJEgqdcvjnTBnJjWxH1NctHM5tpNe7B>

Cities of:

Arcata
Blue Lake
Eureka
Ferndale
Fortuna
Rio Dell
Trinidad

County of Humboldt

Humboldt Waste
Management Authority

The Humboldt County Local Task Force serves in an advisory capacity to individual agencies and the HWMA towards the implementation of the integrated management of solid wastes and recyclables.

The Local Task Force is also responsible for assisting in the coordination, review and implementation the county and cities 5-Year CIWMP Report.

Humboldt County

Solid Waste Local Task Force-

Agenda-

Monday, July 25th, 2022 (11:00 am-12:30 pm)

Virtual Zoom Meeting: <https://www.zoom.us/>

Meeting ID: 858 2163 0972

Passcode: 338681

Call In: 408-638-0968

Copies Available: Copies of the agenda materials are available electronically upon request by emailing rpraszker@ci.eureka.ca.gov

- 1. Call to Order/Roll Call**
- 2. Teleconference Meetings (report attached)**
Recommendation: Authorize Remote Teleconference Meetings Of The Solid Waste Local Task Force Pursuant To Brown Act Provisions Due To A State Of Emergency and Imminent Risk of In-Person Meetings as Humboldt County Remains an Area of High COVID-19 Transmission.
- 3. January 31 & April 25, 2022 Minutes (attached) – Review & Approve**
- 4. Jurisdiction Representative Reports- Receive updates and take action as appropriate.**
- 5. Draft Edible Food Recovery Capacity Study (attached)- Receive presentation by Abound Food Care; review & provide feedback**
- 6. Ongoing Discussion Items**
 - 1. Recycling**
 - a. CA Redemption Value Buy Back Centers- Receive update from Peter Fuller, Executive Director of HWMA; Take action as appropriate.**

Zoom Meeting Link:

[https://us02web.zoom.us/meeting/tZEIdiurTsjHdaBFVe2PYrclealvEVqqIX/ics?icsToken=98tyKuGtpjkrHNeVuR6FRpwMGojod-7ztmJEgqdcvjnTBnJjWxH1NctHM5tpNe7B](https://us02web.zoom.us/join/https://us02web.zoom.us/meeting/tZEIdiurTsjHdaBFVe2PYrclealvEVqqIX/ics?icsToken=98tyKuGtpjkrHNeVuR6FRpwMGojod-7ztmJEgqdcvjnTBnJjWxH1NctHM5tpNe7B)

- b. **Curbside Recycling-** *Receive update from Linda Wise, General Manager of Recology. Take action as appropriate.*

2. **“Mandatory Organic Recycling” (AB1826) and “Short Lived Climate Pollutants” (SB1383) - Group discussion;** *Take action as appropriate.*

- a. *Receive presentation from Abu Akki, Ag-Grid Energy LLC*

7. **Regional Construction and Demolition Waste Reduction (documents attached)**

- a. *Review City of Eureka’s Draft C&D Zero Waste Reduction Strategy;*
- b. *Review Local Enforcement Agency (LEA) CDI Waste Guide*

8. **Non-Local Task Force Organization Reports**

This is a standing agenda item for non-member organizations to provide reports to the SWLTF on their respective waste management topics.

1. HWMA
2. Recology
3. Zero Waste Humboldt
4. LEA

9. **Proposed Future Tasks/Actions**

The LTF will identify tasks or action items to be addressed at a specified LTF meeting.

10. **Oral and Written Communications**

- a. This time is provided for people to address the Task Force or to submit written communications concerning matters not on this agenda. Task Force Members may respond to statements, but any request that requires action will be referred to appropriate agency staff for review. Reasonable time limits may be imposed on both the total amount of time allocated for this item, and on the time permitted to each individual speaker. Such time allotment or portion thereof shall not be transferred to other speakers.

Zoom Meeting Link:

<https://us02web.zoom.us/join/98tyKuGtpjkrHNeVuR6FRpwMGojod-7ztmJEgqdcvjnTBnJWxH1NctHM5tpNe7B>

13. Adjournment

Humboldt County - Solid Waste Local Task Force

REPORT

SUBJECT: Item 2) Teleconference Meetings

RECOMMENDED ACTION: Voice vote.

Authorize Remote Teleconference Meetings of The Solid Waste Local Task Force Pursuant to Brown Act Provisions Due to A State of Emergency and Imminent Risk of In-Person Meetings as Humboldt County Remains an Area of High COVID-19 Transmission.

On September 16 Governor Newsom signed AB 361 into law. The bill revises the Ralph M. Brown Act by continuing the Governor's Executive Order N-29-20's teleconference rule waivers under certain conditions through January 1, 2024.

AB 361 allows the Solid Waste Local Taskforce, its subcommittees to meet virtually provided that:

1. A state-proclaimed state of emergency exists, and
2. State or local public health officials impose or recommend social distancing measures.

The Task Force may also find that, as a result of the proclaimed emergency, meeting in-person presents an imminent threat to the health or safety of attendees. Below are the findings:

- Proclamation of Imminent Risk of In-Person Meetings. The SWLTF hereby proclaims that as Humboldt County remains an area of high transmission of COVID-19 as determined by the Centers for Disease Control and Prevention, that meeting in-person presents imminent risks to the health or safety of attendees.
- Ratification of Governor's Proclamation of a State of Emergency. The SWLTF hereby ratifies the Governor of the State of California's Proclamation of State of Emergency, effective as of its issuance date of March 4, 2020.
- Remote Teleconference Meetings. The members of the Solid Waste Local Task Force, including but not limited to the members and its subcommittees, are hereby authorized and directed to take all actions necessary to carry out the intent and purpose of this recommendation including conducting open and public meetings in accordance with Government Code section 54953(e) and other applicable provisions of the Brown Act.

Cities of:

Arcata
Blue Lake
Eureka
Ferndale
Fortuna
Rio Dell
Trinidad

County of Humboldt

Humboldt Waste
Management Authority

The Humboldt County Local Task Force serves in an advisory capacity to individual agencies and the HWMA towards the implementation of the integrated management of solid wastes and recyclables.

The Local Task Force is also responsible for assisting in the coordination, review and implementation the county and cities 5-Year CIWMP Report.

- Effective Date. This motion shall take effect immediately upon its adoption and shall be effective for 30 days or until this motion is extended by a majority vote of the SWLTF
- Extension by Motion. The SWLTF may extend the application of this by motion and majority vote by up to 30 days at a time, provided that it makes all necessary findings consistent with and pursuant to the requirements of Section 54953(e)(3).

In conclusion, meeting in-person during the current state of emergency would present imminent risks to the health or safety of attendees. This recommendation would permit meetings under the provisions of AB 361 for a period of 30 days. After 30 days, the Task Force would need to renew its recommendation, consistent with the requirements of AB 361, if it desires to continue meeting under the modified Brown Act requirements or allow the authorization to lapse.

Staff recommends the SWLTF approve the recommendation which provides necessary findings that, as a result of the continuing COVID-19 pandemic state of emergency, that meeting in person would present imminent risks to the health and safety of participants.

Humboldt County Local Task Force

Meeting Minutes

Monday, January 31, 2022 at 11:00 AM

Cities of:

Arcata
Blue Lake
Eureka
Ferndale
Fortuna
Rio Dell
Trinidad

County of Humboldt

Humboldt Waste Management Authority

The Humboldt County Local Task Force serves in an advisory capacity to individual agencies and the HWMA towards the implementation of the integrated management of solid wastes and recyclables.

The Local Task Force is also responsible for assisting in the coordination, review and implementation the county and cities 5-Year CIWMP Report.

Virtual Meeting Link

<https://us02web.zoom.us/j/89894110198>

Meeting ID: 898 9411 0198

Call In: 408-638-0968

Copies Available: Copies of the agenda materials are available electronically upon request by emailing dwood@ci.eureka.ca.gov

1. Call to Order/Roll Call

Arcata	Emily Benvie
Blue Lake	Trevor Pumnea
Eureka	Donna Wood (Chair), Robin Praszker
Ferndale	Not Present
Fortuna	Merritt Perry, Bob Natt
Humboldt Co.	Tom Mattson
Trinidad	Eli Naffah
Rio Dell	Kyle Knopp (late arrival)

HWMA Peter Fuller, Eric Keller-Heckman

Members of the Public

Linda Wise – Recology
Frank Nelson – Recology
Spencer Fine – CalRecycle
Mario Kalson – DHHS – Public Health
Tasha Eisner – Humboldt Sanitation Co.
Carolyn Hawkins – Humboldt LEA
Tracy Taylor – Humboldt State

2. Teleconference Meetings

Motion to authorize remote teleconference meetings of the Solid Waste Local Task Force pursuant to Brown Act provisions due to a state of emergency and imminent risk of in-person meetings as Humboldt County remains an area of high COVID-19 transmission by Merritt Perry (Fortuna). Second by Emily Benvie (Arcata).

Public comment:

Carolyn Hawkins asked how remote meetings are announced publicly if people want to attend.

Robin Praszker shared that the agenda is posted physically at Eureka City Hall and on the City of Eureka's waste page online. Open to recommendation for further outreach but those are the minimum requirements.

Humboldt County Local Task Force

Meeting Minutes

Monday, January 31, 2022 at 11:00 AM

Motion passed.

Ayes: Arcata, Blue Lake, Eureka, Fortuna, Rio Dell, Trinidad, Humboldt County

Noes: None

Absent: Ferndale

Abstain: None

3. Approval of November 1, 2021 Minutes

Motion to approve minutes as submitted by Merritt Perry (Fortuna). Second by Emily Benvie (Arcata).

Public comment opened and closed.

Motion passed.

Ayes: Arcata, Blue Lake, Eureka, Fortuna, Rio Dell, Trinidad, Humboldt County

Noes: None

Absent: Ferndale

Abstain: None

4. Elect 2022 Chairperson

Elect Donna Wood (Eureka) to serve as 2022 Chairperson.

Public comment opened and closed.

Ayes: Arcata, Blue Lake, Eureka, Fortuna, Rio Dell, Trinidad, Humboldt County

Noes: None

Absent: Ferndale

Abstain: None

5. Elect 2022 Vice Chairperson

Elect Emily Benvie (Arcata) to serve as 2022 Vice Chairperson.

Public comment opened and closed.

Ayes: Arcata, Blue Lake, Eureka, Fortuna, Rio Dell, Trinidad, Humboldt County

Noes: None

Absent: Ferndale

Abstain: None

6. Jurisdiction Representative Reports

Arcata – Second round of funding June 15, CalRecycle says, yes, the ordinance was required. Groups indicated that it would be required by June 2022. Arcata was feeling like Eureka that it may be too soon to have that in place. Also, happy to jump on board with bulky item. Ending CalWaste Prevention and Rescue grant.

Eureka – Preventing holiday waste PSA was well received and regionally working together on waste topics. Before COVID, we had created ads about bulky item pickup, do we want continue with that type of outreach? Linda Wise shared that the focus on holiday waste specifically had an impact. Donna Wood shared that Eureka has chosen to pause.

Humboldt County Local Task Force

Meeting Minutes

Monday, January 31, 2022 at 11:00 AM

Fortuna – Get SB 1383 grants in there, that’s what we’re paying for Edgar and Associates. It makes sense for people to submit that grant. Compliance with SB1383, we could get that done by April. Is an ordinance required? Mandatory ordinance by April 1st? Looking at the grant and it requires a draft resolution which is designated.

CalRecycle – Says just a resolution.

Recology – Eric Keller-Heckman from previous emails says adopt an ordinance or similar mechanism for first round funding.

Humboldt County – Encouraged to submit anyway even if we haven’t had it complete. County says yes to helping with bulky item pickup outreach.

Blue Lake, Rio Dell, Trinidad – No report.

Ferndale– Not present

7. Ongoing Discussion Items

1. Recycling

a. CA Redemption Value Buy Back Centers

Peter Fuller, HWMA, provided an update. In July direction from board for CRV, was to give Hambro the opportunity to get things going in 6 months. David Schlagel on December 14th, Arcata approved minor use permit, then went back to council for clarification. Emily Benvie shared the site location is in the coastal zone so it’s up to the Coastal Commission.

b. Curbside Recycling

Linda Wise, Recology, provided an update. It is related to CRV buy back centers. Just today we sent a confidential document to HWMA for the recycling service fee to be implemented in July for 2022-23, favorable in jurisdictions, any changes to HWMA tip fees with regard to disposal. CRV materials in the recycling, so unusual as, we get CRV curbside so we can credit that to the ratepayers. But we have issues where we could all work better with communications. 32.7 % coming out of the backend that could be contributed to HWMA. There are opportunities.

Humboldt County Local Task Force

Meeting Minutes

Monday, January 31, 2022 at 11:00 AM

Frank Nelson added that what is being seen on the frontline is working but we're looking for something more actionable in the future.

c. Contamination Ad Hoc

Robin Praszker (Eureka) provided an update. Ad hoc helped launch that campaign. Next month, outreach and education services from Zero Waste Humboldt, (we can report on that presentation that they'll give).

Maggie Gainer (Zero Waste Humboldt) added that there is a video from national Zero Waste conference. You can address the at-the-curb symptom (which is a confused public) such as single use plastics.

Spencer Fine (CalRecycle) shared additional information.

<https://www.calrecycle.ca.gov/organics/slcp/owrlocalassistancegrant/faq202122> Can you please explain first and second round funding?

First round funding will go to applicants who certify that they will have an enforceable ordinance(s), or similarly enforceable mechanism (Title 14, CCR, section 18981.2) submitted to CalRecycle by April 1, 2022 and will have their Resolution(s) with, if applicable, Letters of Authorization submitted by the March 1, 2022 due date. All other applicants will have until June 14, 2022 to submit the aforementioned documentation and will receive second round funding. Samples are located on the CalRecycle Resolution and Letter Examples webpage.

2. “Mandatory Organic Recycling (AB1826) and “Short Lived Climate Pollutants” (SB1383)

- a. **Edgar and Associates Presentation**– SWLTF received a presentation on regional SB1383 compliance efforts by Edgar and Associates.

PRESENTATION: Friday – edible food recovery. (Email Eric Keller-Heckman for video.) SB619 was just being signed. Have programs phased in by 2022 as late as 2023. Surplus money \$60 million will go to local jurisdictions. Round 1 – ordinance must be done. Round 2 – awarded as late as September with a lot of flexibility, but a lot of accountability. Enforcement ordinance – we do have a model ordinance

Humboldt County Local Task Force

Meeting Minutes

Monday, January 31, 2022 at 11:00 AM

(but for smaller places with a 5-year waiver) they can be modified. (Still apply, due February 1st.) We can also do a presentation on that. First compliance, second, collection and processing. How do we collect the food waste? Backyard compost, community, commercial, etc. Three collection options, modify permits, presenting on February 16th, a compliance organics road map finished by April 16, 2022. Peter Fuller (HWMA) is hosting a meeting in February (what are the difference aspects). March 1st compliance schedule for what parts of 1383 will be implemented. January 1, 2023 a collection program in place and how do we process it and what are the options. Get feedback from LTF, the authority (February 17th), Zero Waste Humboldt with Maggie Gainer & and intern that is reaching out to different stakeholders. Three effort (good faith effort), substantial effort by CalRecycle, and reasonable effort – so some programs will have to span after 2023, permit for a transfer station to accept food waste. So what would be a reasonable date for residential and commercial organic waste that would be accepted by HWMA? (Consult with Eric Keller-Heckman).

Tom Mattson (Humboldt County) – I'd like to pick Edgars brain. Right now food is going out with MSW going to Dry Creek, but how can we do this in a county capacity? Ferndale said they could do agricultural compost. What's the procurement – how does the community buy back compost and mulch? Or bioenergy..? Through CalRecycle agricultural recycle permit?

Edgar and Associates – Compost on the farm, good examples in California. Clean green material – sequester that material and carbon into the soil (carbon farming – prevent erosion, and soil going back in to the soil). Keep clean green compost in Humboldt County. What is organic and what is not? What goes into a green bin? what is compostable, and compostable packaging? What can really go in? Have that in a common ordinance. That is in the drop box of record – Eric Keller-Heckman (HWMA) said he sent the files to the drop-box destination link. How can cities use that as a framework? Important to put that ordinance in a workshop setting.

Peter Fuller (HWMA) – don't over communicate, to what we can do.

Humboldt County Local Task Force

Meeting Minutes

Monday, January 31, 2022 at 11:00 AM

Tom Mattson (Humboldt County) – On the farm composting, but farmers are very scared about the compliance. The last thing they want is more water board regulations.

Edgar and Associates – We've made other presentations but there should be a new presentation for composting food waste. We do not want to send the food waste out of the area for processing and it has to be clean green 12,500 cubic yards. Slurry it? Mix it for feed stock? February 16th then finalize by April 16th.

Mario Kalson – DHHS – Looking to recruit a full-time senior (so additionally at environmental health).

Ben Dolf – Supervisor at DHHS for the retail food team – please reach out.

Evan Edgar – A food waste slurry at the Hawthorne site. Good case studies and LEA's out there. LEA, CalRecycle oversight, and local planning to fit county and city codes.

Peter Fuller (HWMA) – Thanks, Tom Mattson, clarifying fact over fiction (and lots of people are very concerned with making sure they are compliant.)

Maggie Gainer (Zero Waste Humboldt) – She's excited about carbon farming and wants to do a webinar.

Robin Praszker (Eureka) – Notice of intent – wants to make sure Fortuna is in place (and if they're going for a waiver too?)

Evan Edgar – Said that they did meet but not sure what they've applied for. So he works with HWMA – to assist and facilitate – he doesn't know what each city is particularly doing.

Linda Wise (Recology) – What are we doing for organics processing? Is there something we can refer them to, that is consistent so we can put it on our website?

Spencer Fine – CalRecycle (even small population waiver) there are still requirements and opportunities for that.

Humboldt County Local Task Force

Meeting Minutes

Monday, January 31, 2022 at 11:00 AM

Evan Edgar – Small population or rural jurisdiction. Can you explain what requirements, edible food recovery and procurement, rurals are exempt from procurement but not exempt from the paper procurement requirement.

Trinidad – Still requirements they have to do.

Evan Edgar – Said small population is exempt for 5 years, but 1826 is still enforced with 1383?

Eric Keller-Heckman (HWMA) says he will double check.

CalRecycle posts a lot of Q&A on their website.

b. SB1383 Ad Hoc

Is the ad hoc still needed or is the timing okay to diminish the ad hoc?

Tom Mattson (Humboldt County) thinks SWLTF can let it go now that we have a consultant on board.

Donna Wood (Eureka) and Emily Benvie (Arcata) agree.

Robin Praszker (Eureka) would like SB1383 to stay on the agenda.

8. LTF Recurring Meetings

Once every five years, to one year, to now quarterly... A regular meeting time? Fourth Monday of the beginning of every quarter? Consistent? Potentially Monday at 11am.

Humboldt County – No Tuesdays.

Recology – 11am is good.

9. Non-Local Task Force Organization Reports

This is a standing agenda item for non-member organizations to provide reports to the SWLTF on their respective waste management topics.

1. **HWMA** –No report.
2. **Recology** –Linda Wise provided a report. Recology is writing a letter of support for the Nordic Aqua Farms project. It will clean-up the peninsula but

Humboldt County Local Task Force

Meeting Minutes

Monday, January 31, 2022 at 11:00 AM

co-businesses with that. Possibilities for the organics program. Anyone else interested in submitting a letter of support can copy Recology's.

3. **Zero Waste Humboldt** –Maggie Gainer provided a report. Zero Waste Humboldt is doing business outreach. We've learned the most effective way is to really feature, showcase and publicly applaud people who are going above and beyond. Please forward any nominations to Zero Waste Humboldt. Waste education for shoppers? Join one meeting a month. Social media, countywide voice. If September, a north country fair, Zero Waste Humboldt may manage it this year. We have had events for large outdoor event producers. Zero Waste Humboldt has new employees and a new board that they're excited about.
4. **LEA** – Carolyn Hawkins reported. She like the holiday waste prevention PSAs. It's so nice for everyone in the local task force to be together.
5. **CalRecycle** – No report.

10. Proposed Future Tasks/Actions

The LTF will identify tasks or action items to be addressed at a specified LTF meeting.

Eureka – Maybe third Mondays?

Peter Fuller (HWMA) – Focus is SB1383.

11. **Oral and Written Communications** –Public comment opened and closed.

12. **Adjournment.** Next meeting to be determined by chair.

Humboldt County Local Task Force

Meeting Minutes

Monday, April 25, 2022 at 11:00 AM

Cities of:

Arcata
Blue Lake
Eureka
Ferndale
Fortuna
Rio Dell
Trinidad

County of Humboldt

Humboldt Waste Management Authority

The Humboldt County Local Task Force serves in an advisory capacity to individual agencies and the HWMA towards the implementation of the integrated management of solid wastes and recyclables.

The Local Task Force is also responsible for assisting in the coordination, review and implementation the county and cities 5-Year CIWMP Report.

Virtual Meeting Link

<https://us02web.zoom.us/j/89031609605?pwd=RHBOUVhzSS83M1A5L0c0SkNXUGYzdz09>

Meeting ID: 890 3160 9605

Passcode: 172678

Call In: 408-638-0968

Copies Available: Copies of the agenda materials are available electronically upon request by emailing dwood@ci.eureka.ca.gov

1. Call to Order/Roll Call

Arcata	Emily Benvie
Blue Lake	Not Present
Eureka	Donna Wood (Chair), Robin Praszker
Ferndale	Jay Parrish
Fortuna	Merritt Perry
Humboldt Co.	Tom Mattson
Trinidad	Eli Naffah
Rio Dell	Kyle Knopp

HWMA Peter Fuller, Eric Keller-Heckman

Members of the Public

Linda Wise – Recology
Spencer Fine – CalRecycle
Marshelle Graham – CalRecycle
Krista Miller – Zero Waste Humboldt
Shelly Reider – Zero Waste Humboldt
Carolyn Hawkins – Humboldt LEA
Sara Sanders – Humboldt LEA
Evan Edgar – Edgar & Associates
Monica White – Abound

2. Teleconference Meetings

Motion to authorize remote teleconference meeting of the Solid Waste Local Task Force, pursuant to Brown Act provisions due to a state of emergency and imminent risk of in-person meetings as Humboldt County remains an area of high COVID-19 transmission and revisit at next meeting, July 25th by Jay Parrish (Ferndale). Second by Kyle Knopp (Rio Dell).

Public comment opened and closed at 11:02 am.

Tom Mattson (County), Merritt Perry (Fortuna) and Donna Wood (Eureka) are open to continuing to Zoom or in-person meetings.

Humboldt County Local Task Force

Meeting Minutes

Monday, April 25, 2022 at 11:00 AM

Emily Benvie (Arcata) asked if Chair's IT would be able to support a hybrid meeting. Arcata City Council meetings are hybrid but not committee meetings due to IT capacity. Would it be feasible? Should it be entirely Zoom or in-person?

Motion passed.

Ayes: Arcata, Eureka, Ferndale, Fortuna, Rio Dell, Trinidad, Humboldt County

Noes: None

Absent: Blue Lake

Abstain: None

3. Approval of January 31, 2022 Minutes

No action was taken.

4. Jurisdiction Representative Reports

Eureka – Eureka did not apply for the grant funding due to the strict timeline for enacting an ordinance but did submit for a notice of intent to comply and had a revision request and were able to revise and resubmit. Eureka is happy with the draft compliance roadmap that Evan has put together. Eureka is feeling the pressure for the critical path to get the organics processing figured out. HWMA has been floated as a location and the board will vote on it next month.

Arcata – Arcata did not apply for the grant funding due to the timeline for enacting an ordinance and submitted a notice of intent to comply. A revision request was recently received from CalRecycle and the revisions have not been made but it is Arcata's intent to resubmit. Arcata is working through the edits of the compliance road map after reviewing the initial draft to see how the feedback was integrated.

Fortuna – Fortuna is pleased with the compliance roadmap and sees it as a working document. There is concern about the long-term food recovery, the cost...Fortuna is up to date on notice of intent and did apply for the grant funding and will be bringing it to Council next month. In working with Spencer and Marchelle from CalRecycle, the ordinance can be adopted with an implementation date of July 2023 when Recology thinks they will have the equipment and bins in place as well as a location to take it. CalRecycle confirmed that we can take the grant funds and put them toward the countywide compliance project or legal counsel changes for the ordinance. Fortuna is also working on reviewing the franchise agreement with Recology and working on a draft of the procurement policy.

Humboldt County – County is currently working on a draft of the ordinance and Environmental Health is reviewing it and are figuring out the enforcement element. A notice of intent to comply was submitted and did apply for grant funding. We need to work with Recology to revise our agreement as there are areas that need to comply that are outside of the franchise area and will need to talk to counsel to discuss changing the franchise boundaries or putting those areas out to bid in order to bring them into compliance. The census tracks do not follow the franchise

Humboldt County Local Task Force

Meeting Minutes

Monday, April 25, 2022 at 11:00 AM

boundaries so there are areas inside the franchise area that are not required and areas outside the County's franchise area that are required to comply. A person has been found for the solid waste position and the new staff will be starting in mid-May.

Rio Dell – Rio Dell did apply for the grant funding.

Ferndale– Ferndale is looking at the second round of the grant and is working with Recology.

Trinidad – Trinidad applied for the exemption and received it so they basically have five years. Trinidad would like a sample copy of a resolution or ordinance.

Blue Lake – No report.

5. Ongoing Discussion Items

1. Recycling

a. CA Redemption Value Buy Back Centers

Peter Fuller, HWMA, provided an update. On April 14th, the board directed staff not to pursue CRV at Hawthorne Street. Eric is working on a plan to address 1383 food issue that will be at the main meeting. CRV is currently happening at Hambro.

b. Curbside Recycling

Linda Wise, Recology, provided an update. Recology is now in the second quarter of doing the SB1383 requirement audits of materials at the transfer stations.

c. Contamination Ad Hoc

Robin Praszker (Eureka) provided an update. The ad hoc has been discussing contamination and with SB1383 laying out contamination auditing requirements, what the frequency is and concentrating on problem routes. Would like to propose ending this contamination ad hoc and folding in contamination monitoring with SB1383 process. Eric, Peter or Evan, would it be appropriate to schedule a contamination monitoring workshop in the next few months to really get into the requirements?

Evan Edgar (Edgar & Associates) – Edgar & Associates would be happy to do a workshop and is always good for ordinances as well as food recovery.

Humboldt County Local Task Force

Meeting Minutes

Monday, April 25, 2022 at 11:00 AM

Linda Wise (Recology) – Recommends that the workshops go hand in hand with franchise agreements and ordinances. It would be important to have collection agencies in attendance.

Evan Edgar (Edgar & Associates) – Any workshops that we do will focus on ordinances but not franchise agreements as those are so specific.

Donna Wood (Eureka) – Any feedback on suggestion to cease contamination ad hoc and fold auditing into SB1383 process?

Tom Mattson (County), Kyle Knopp (Rio Dell), Jay Parrish (Ferndale) support suggestion.

Robin Praszker (Eureka) – Regarding the workshop, step one would be to get into the mandate and what it's requiring and then it would be up to each jurisdiction to implement.

Motion to end current contamination ad hoc and roll it into SB1383 committee and schedule a contamination workshop submitted by Tom Mattson (County). Second by Kyle Knopp (Rio Dell).

Public Comment:

Krista Miller (Zero Waste Humboldt) – Zero Waste Humboldt would be willing to facilitate a workshop to help save costs.

Motion passed.

Ayes: Arcata, Blue Lake, Eureka, Ferndale, Fortuna, Rio Dell, Trinidad, Humboldt County

Noes: None

Absent: Blue Lake

Abstain: None

2. “Mandatory Organic Recycling (AB1826) and “Short Lived Climate Pollutants” (SB1383)

a. **Edgar and Associates**– SWLTF received a presentation on the SB1383 Compliance Plan Roadmap.

Emily Benvie (Arcata) – How can we effectively communicate that timelines are subject to change while having the roadmap serve its function as a roadmap? For example, if we have a short-term facility but don't have the third can or trucks/routes solidified.

Humboldt County Local Task Force

Meeting Minutes

Monday, April 25, 2022 at 11:00 AM

Merritt Perry (Fortuna) – Will a first reading of adopting an ordinance before June 14th satisfy for local assistance grant funding?

Marshelle Graham (CalRecycle) – Jurisdictions need to have at minimum a second reading or ordinance adoption by June 14th.

Merritt Perry (Fortuna) – Should we be looking at grants for anaerobic digestors if a private option isn't identified?

Evan Edgar (Edgar & Associates) – We hope to have grant funding in the future. It could be a public works project or a private project. It's a great question and depends on what happens at Hawthorne. Should Hawthorne not be approved for organics processing, we'll need to look at other options.

Robin Praszker (Eureka) – Processing at HWMA, wouldn't composted at HWMA, it would tipped at that location and be composted at another location.

Tom Mattson (County) – HWMA also has another asset, a closed landfill. Has a facility up there been considered since it's already a solid waste site?

Evan Edgar (Edgar & Associates) – It is controversial and an option.

Peter Fuller (HWMA) – It's an option but a tenuous one. There would be push back from residents due to the increase of traffic from trucks. It doesn't seem like a viable option.

Donna Wood (Eureka) – Spencer Fine (CalRecycle) suggested in the chat, the pig farm, County's SWAP program may be a potential site.

Tom Mattson (County) – We can talk to the Sheriff but there are a lot of issues with anything that generates birds near an airport.

Monica White (Abound) – Provided an update on edible food recovery.

Robin Praszker (Eureka) – If someone is considered a Tier 1 generator and it's determined that they have no food to donate, what is the SB1383 regulatory mechanism to assert that to CalRecycle?

Humboldt County Local Task Force

Meeting Minutes

Monday, April 25, 2022 at 11:00 AM

Monica White (Abound) – The burden of proof is on them to demonstrate there is no food waste. They could contract with a food bank to say that if there ever is any food waste, that it will be donated.

Tom Mattson (County)– Evan, can you summarize and send information regarding the jail, MRE culinary program information to pass along to our Sheriff? The County is in the process of designing a re-entry facility.

Evan Edgar (Edgar & Associates) – Mike from Abound had that study so we can get that to you.

Eric Keller-Heckman (HWMA) – If participating jurisdictions want to have an ordinance webinar that we would roll procurement into that.

Emily Benvie (Arcata) – An ordinance webinar would be helpful.

Donna Wood (Eureka), Merritt Perry (Fortuna) and Jay Parrish (Ferndale) agree.

Evan Edgar (Edgar & Associates) – We can include contamination minimization into the ordinance as well.

Eric Keller-Heckman (HWMA) – Can we schedule it before meeting adjournment to get Edgar a proposed date?

Donna Wood (Eureka) – What about May 9th?

Evan Edgar (Edgar & Associates) – 11:00 am by Zoom.

6. Non-Local Task Force Organization Reports

This is a standing agenda item for non-member organizations to provide reports to the SWLTF on their respective waste management topics.

1. **HWMA** –No report.
2. **Recology** –No report.
3. **Zero Waste Humboldt** –Krista Miller introduced Shelly Reider who provided a brief update of food waste and recovery project Zero Waste Humboldt worked on with the City of Arcata.

Humboldt County Local Task Force

Meeting Minutes

Monday, April 25, 2022 at 11:00 AM

4. **LEA** – No report.

5. **CalRecycle** – No report.

7. Proposed Future Tasks/Actions

The LTF will identify tasks or action items to be addressed at a specified LTF meeting.

No comments.

8. Oral and Written Communications

Public comment:

Krista Miller (Zero Waste Humboldt)– The roadmap included a call for master gardeners and master canners for some of the outreach and education.

Spencer Fine (CalRecycle)– Advertising with television and media channels will go to rural areas such as Del Norte County or Trinity County where they don't have their own TV stations, so all of their media comes from Humboldt. This is something to keep in mind when doing education campaigns as it may reach jurisdictions that may be exempt.

Robin Praszker (Eureka) – LEA position was finally filled, when would the group want to talk about the monitoring and inspection of food rescue?

Monica White (Abound) – It's up to the jurisdiction how they want to enforce food recovery.

Carolyn Hawkins (LEA) – Within our unit, we are looking into that. If done by Environmental Health, it would be done by Consumer Protection.

Merritt Perry (Fortuna) – It would be great to figure it out sooner rather than later.

Monica White – If Mike is coming up there for an inspection of food pantries, we could schedule a one-hour meeting between the individuals and talk through what works well in other areas and see if those responsibilities fall within that department.

9. **Adjournment at 12:27 pm.** Next meeting July 25th at 11:00 am by Zoom.



Abound Food Care

For People and Planet

July 13, 2022

Peter Fuller
Executive Director
Humboldt Waste Management Authority
Sent via electronic mail: pfuller@hwma.net

Dear Mr. Fuller,

Please find our completed Capacity Study summarizing the surveys conducted to the non-profit food recovery organizations and the Tier 1 and Tier 2 generators in addition to program recommendations that will assist in the compliance with SB 1383 for the region. This report provides the necessary edible food recovery capacity assessment required for SB 1383 reporting, templates for education and outreach and funding recommendations to ensure that all infrastructure needs are met within the region.

Our major findings include:

1. There are 54 Tier 1 generators that require SB 1383 programs, of which 33 have edible food recovery programs. There are 154 Tier 2 generators that require SB 1383 recovery programs, of which 47 currently have food recovery programs.
2. It is estimated that Humboldt County Tier 1 and Tier 2 businesses dispose of 1,436,000 – 3,180,000 pounds of edible food that should be diverted instead to feed people.
3. The 37 actively confirmed non-profit pantries that identify as currently conducting food distribution or food services vary in capacity. They range from managing 50 pounds to 2,000 pounds a month and work out of a range of locations including a closet, a church, community center, or warehouse. All food recovery organizations are non-profits and listed 501(c)3s.
4. Several pantries have expressed they can receive more food and add more food donors to their routes however the total amount of capacity that can be increased is relatively limited. The pantries will need additional support to manage an increase in donations, through a variety of means, which could help streamline their operations and expand donations further. Specifically, food recovery organizations expressed needing additional staff and volunteers to pick up the food donations. This shows us that most of the food donations are picked up in standard vehicles through their volunteer networks.

Additional findings are described in the report.

Based on these findings and our expertise in building more efficient and effective food recovery programs there are several recommendations described in the report, including a proposed budget to close existing infrastructure gaps that would prevent compliance with SB 1383.

1. Abound has determined that a short-term plan (12-24 months) with the expressed focus of bringing Tier 1 generators into compliance and preparing for Tier 2 compliance, and a long-term program (post 24 months) is the most prudent next steps.

2. Food for People Recommendations

- Abound recommends supporting Food for People in the administration and onboarding of Tier 1 generators, on-site evaluation of pantries that are required to service the Tier 1 generators and general donor management.
- Abound also recommends providing funds to Food for People for a warehouse position to assist in sorting and managing the increase volume of food donations coming into their warehouse.
- In addition, Abound recommends providing wages for a driver and refrigerated box truck to assist in onboarding these generators.
- Food for People is working to consolidate their facilities, where our long-term funding program and earmarked items will support their efforts.
- An investment in an electrical pallet jack with a scale and various supplies including thermometers, thermal blankets and digital scales will increase the food bank's ability to operate efficiently.

3. Pantry Recommendations

- Based on our initial analysis of the pantry responses Eureka Rescue Mission, Southern Humboldt Resource Center, Yurok Food Distribution, Arcata House Partnership and the Food for People Distribution sites are likely to be valuable participants that could be used quickly and efficiently to enhance food recovery in the region. Abound recommends supporting these pantries in their efforts.
- Specifically, the County should consider funding programs that assist with alternate cold storage funding, logistics funding and operations, and inclusion of a refrigerated van, scales, and supplies.
 - Cold storage could include the purchase, rental or lease of portable cold storage units as the pantries need additional cold storage but are restricted by space limitations.
- Additionally, the County should invest in a third-party, on-site food safety training and auditing program. This will further enhance food safety efforts as the pantries are responding to an increase in tonnage from the Tier 1 and 2 donors in a responsible and safe way. This has proven to be an effective strategy to update pantry needs that are identified when the auditors are on-site.
- A backup generator was requested by Southern Humboldt Resource Center due to the power outages they have been experiencing from past wildfires in the area.
- The pantry network relies heavily on the volunteer networks to pick up food donations. In order to ensure that the volunteer have the supplies necessary, Abound recommends providing Food Recovery Kits to each pantry for volunteers to use on their food runs. These kits include supplies such as thermometers, freezer bags, and freezer blankets.

4. Overarching Program Recommendations

- Abound recommends the County identify an independent Food Recovery Administrator to manage the Food Donation Program and assist with onboarding Tier 1 and Tier 2 food generators as well as identifying needs of the food recovery network as the program expands. The Food Recovery Administrator will also be responsible for the education of the food pantries

as to why tracking and reporting is important, not only for SB 1383 compliance but also for their operational efficiencies. They will also be responsible for facilitating the collaboration between the public, private, and nonprofit partners to ensure maximum program effectiveness.

- A Food Safety Program is a critical component of a successful food recovery program. This training ensures that the product Tier 1 and Tier 2 generators donate is handled safely to avoid foodborne illnesses or other damage resulting from improperly managed food. This will ensure that all participants, public, private, and non-profit, will be provided brand and liability protections when they participate in edible food recovery.
- Abound has identified that there is a need for cold storage capacity in the food pantry network. We recommend providing on- site refrigerators and freezers to help close this infrastructure gap. However, there is also a need for alternate cold storage facility solutions due to the limited space at food pantry locations. Alternate cold storage will provide a stopgap that will assist pantries in recovering the increase of edible food from Tier 1 generators.

We look forward to assisting the County as needed through implementation of this regulation through a regional food recovery program.

Best regards,

A handwritten signature in blue ink, appearing to read "Mike Learakos".

Mike Learakos mike@aboundfoodcare.org (714) 292-8077
Executive Director, Abound Food Care

HUMBOLDT COUNTY

EDIBLE FOOD RECOVERY CAPACITY STUDY

DRAFT



PREPARED BY ABOUND FOOD CARE

JULY 2022

Table of Contents

1.0 Introduction	2
1.1 Contract Tasks and Deliverables	2
1.2 Summary of Survey Findings and Program Recommendations	3
1.2.1 Survey Findings	3
1.2.2 Summary of Program Recommendations	5
2.0 Short-Live Climate Pollutants – Edible Food Recovery Regulations	8
2.1 Jurisdictional Requirements	10
3.0 Current Food Recovery Landscape in Humboldt County	11
4.0 Capacity Evaluation	13
4.1 Estimation #1 Disposal Based Method	13
4.2 Estimation #2 – Business Based Method	13
4.2.1 Estimation #2 – Methodology	13
4.2.2 Calculation of Tonnages – CalRecycle Guidance Documents	14
4.3 Estimation #3 – Food for People Data	15
4.4 Summary of Capacity	16
5.0 Summary Tier 1 and Tier 2 Generator Survey	16
5.1 Tier 1 and 2 Generator Survey Approach	16
5.2 Tier 1 and 2 Generator Survey Results	17
5.3 Tier 1 and Tier 2 Recommendations	22
6.0 Survey of Food Recovery Participants	22
6.1 Food Recovery Agencies Survey Approach	22
6.2 Summary of Pantries	23
6.2.1 Pantry Recommendations	30
6.3 Food for People Summary	31
6.3.1 Food for People Recommendations	32
7.0 Education and Outreach Plan	32
8.0 Funding Recommendations	33
Appendices	Documents to Follow Separately

1.0 Introduction

Edgar & Associates (EA) and Abound Food Care (Abound), or The Team, were contracted by Humboldt Waste Management Authority (HWMA) to complete an Edible Food Recovery Capacity Study, to fully assess the regional capacity of edible food recovery for the jurisdictions located in Humboldt County as required in the Short-Lived Climate Pollutants regulation (SB 1383). The Capacity Study includes an in-depth survey of local non-profits, including Food for People, a survey of Tier 1 and 2 generators, and a detailed roadmap and recommendations for Humboldt County to assist their member jurisdictions with SB 1383 compliance and build a resilient food recovery model in the region.

Approach to Meeting Contract Tasks

Abound approached these tasks with three clear goals in mind:

1. To identify the resources needed to meet requirements of SB 1383.
2. To effectively recover excess edible food to reduce food insecurity; and,
3. To provide a roadmap for all stakeholders in the region that ensures the transparent and responsible use of funds.

The Team worked to gather as much information as possible through surveys, interviews, data requests, and site visits. This report represents a snapshot of the current programs that are in flux from the significant impacts of the COVID-19 pandemic and the current SB 1383 regulations. The stakeholders in the County should view this report as a starting point. This report should be revisited in accordance with the guidelines provided and measured against the success produced from the initial short-term goals. HWMA and its member jurisdictions should continue to build upon the program as necessary to meet these fundamental goals as the region adapts and changes.

1.1 Contract Tasks and Deliverables

Task	Task Description	Deliverable
1	Tier 1 and Tier 2 Edible Food Waste Generator Compliance Assessment	List of Generators and Call Log in Appendix C
2	Food Recovery Agencies and Organizations Capacity Assessment	List of Food Recovery Organizations in Appendix B
3	Develop and Advise on Policies, Funding, Contracts, Ordinances	Funding Recommendations in Section 8, Food Donation Agreement linked in Section 7, Ordinances Completed by E&A
4	Develop Monitoring, Reporting, Recordkeeping and Compliance Programs	Summary of Data Provided in Throughout Report
5	Develop Outreach and Education Plan	Summary of Education Plan in Section 7
6	Strategic Plan for Edible Food Recovery	Summary of Data Provided in Throughout Report

1.2 Summary of Survey Findings and Program Recommendations

Edible food recovery, with the expressed goal of reducing food waste and food insecurity, is still in its infancy within the state of California and Humboldt County. Some variables include possible future regulatory interpretation, changing the implementation of SB 1383, and additional regulations that may further increase stringency around food waste disposal. It is Abound's goal to assist Humboldt County with meeting SB 1383 requirements now and establish a long-lasting program that will tackle food insecurity within the County. It is important to develop the infrastructure, tools, and solutions needed to protect the planet and make excess edible food an effective resource in the effort to reduce the costs and chronic health effects associated with food insecurity. Additionally, developing a sustainable edible food recovery model now will allow Humboldt County to prepare more stringent regulations in the future, which are in line with the current trend of how California is mitigating greenhouse gases.

Effective planning in the near-term should focus on achievable short-term goals that help to build resilience and metrics of the program, with a focus on SB 1383 compliance requirements. Long-term goals can be better identified over time, through the analysis of metrics and response of the food recovery networks to the investment in infrastructure and support. Until long-term goals are fully established, Abound recommends focusing on near-term planning and goal setting to meet the initial requirements of SB 1383 and develop a regional program. The goals and recommendations in this report should be viewed as a 'living' portion of the document that can be updated over specific intervals of time to meet the long-term goals.

Through our research, survey responses, field visits, and an analysis of the available data provided to us, Abound has identified a number of challenges that exist in developing a strategic path to edible food recovery and an associated shared cost. These factors and challenges included the following:

1.2.1 Survey Findings

1. Humboldt County has one major urban area where the remainder of the county is rural. There are several pantries located in the urban area with capacity to receive more food donations. The rural areas of the County have limited pantry locations which create some logistical challenges.
2. We feel there is a need for further detailed data to better identify where the pockets of food insecurity exist in the County by neighborhood. This goes beyond the generic data provided in common regional food insecurity data such as Feeding America's "Map the Meal Gap¹." Infrastructure requirements for pantries will be different in regions where food must be stored for longer periods of time. This information would assist in defining the best areas for capacity growth and augmentation of the existing logistics infrastructure
3. Food generators identified that while they are participating in a food donation program, they would like to see a future program have better tracking capabilities, education of what types of food is accepted and a larger capacity to receive food.
4. Generators reported that they 'had no available food for donation'. Although this could be true, it could also be indicative they need a higher level of training and confidence on what might be donatable to a non-profit. This idea was also echoed by generators in our discussions as a need as well. A generator, such as a grocery store, will have excess food at some point in its supply chain that can be donated for food recovery. For example, product that is delivered in error to a store location cannot be returned to the distributor. Even if a store has achieved 'zero waste' in

¹ Although widely used, Feeding America's Map the Meal Gap provides general information, but is not kept up to date nor does it provide details needed to understand food insecurity, by City or neighborhood, within a County.

their own operations, likely there will still be opportunities to donate food through these circumstances. Additionally, SB 1383 requires robust documentation of a qualifying generator's food waste, and the jurisdiction is required to monitor commercial edible food generator compliance. Should a generator claim they 'had no available food for donation', they would need to provide proof in their enforcement audit, where their compliance cannot be based off of a response to a survey question.

5. Food for People assists food pantries with most of their logistical needs. Food pantries have limited resources to provide pickups to the food generators. Food for People has the ability to provide pickups to food donors 5 days a week whereas food pantries typically utilize volunteers to pick up at an average of 2 times a week.
6. Several pantries have expressed they can receive more food and add more food donors to their routes however the total amount of capacity that can be increased is relatively limited. The pantries will need additional support to manage an increase in donations, through a variety of means, which could help streamline their operations and expand donations further. Specifically, food recovery organizations expressed needing additional staff and volunteers to pick up the food donations. This shows us that most of the food donations are picked up in standard vehicles through their volunteer networks.
7. The 38 actively confirmed non-profit pantries that identify as currently conducting food distribution or food services vary in capacity. They range from managing 50 pounds to 2,000 pounds a month and work out of a range of locations including a closet, a church, community center, or warehouse. All food recovery organizations are non-profits and listed 501(c)3s.
8. Non-profit pantries are often working with limited staff and are heavily reliant on a volunteer base contributing to challenging communication and inconsistent degrees of effectiveness. This has been made more challenged by COVID that upended their operations.
9. 81% of the food pantries survey provided estimates of the pounds recovered. Partner pantries of Food for People must track the amount of food they are receiving and report that to Food for People. It appears that the pantries recovering outside of Food for People are not accurately weighing their food donations.
10. The food pantry network does not currently used a food recovery software program however several food pantries responded that they could use a software platform to assist in their operations.
 - a. Food for People does utilize Fishbowl, an inventory management system. They do not use Meal Connect; a food recovery software program developed by Feeding America but would be open to learning more about it in the future.
11. Food pantries report very limited space at their operations. This impacted their on-site storage and refrigeration space.
12. Staffing and volunteer shortages were identified as a huge challenge the food pantries are facing. This has limited the ability to increase food recovery in the region.
13. 50% of non-profit pantries have no plans for expansion. Significant barriers identified by pantries at large was funding for expansion.

14. Food recovery from Tier 2 donors is disproportionately more difficult than food recovery from Tier 1 donors and yields less usable product. For example, there are more prepared food items which significantly limits the number of non-profits that can provide service to them. There is also less food per pick-up, where the logistics burden is higher for less total food received.
15. Additionally, Tier 2 food donations pose a significantly higher food safety risk because much of this food is hot, and it is more difficult to maintain food safety through the hot food chain. This will require more training and outreach to staff on how to safely manage the food. Along with the reality that there is comparatively higher staff turnover in Tier 2 establishments, which leads to the need for greater education and outreach than that of Tier 1 donors, Tier 2 compliance will be a challenge.
16. Food for People is currently operating out of multiple leased locations. This current way of operating has been challenging for the food bank as they have experienced space, storage, and logistical limitations. They are planning to move into their new building location which should assist in alleviating these challenges created by operating out of multiple locations. They are hoping to move in at the end of 2022.
17. There was strong support of expanding food safety training programs for the non-profit partners.
18. Environmental Health is open to assisting with outreach and education. More discussions need to take place to evaluate whether Environmental Health has the bandwidth to assist in monitoring and inspecting edible food generators for compliance.

1.2.2 Summary of Program Recommendations

Given the phased SB 1383 requirements and the reality that pantries and the community are in a state of adjustment from COVID back to regular business operations, a phased goal setting approach allows Humboldt County to evaluate their program, track metrics for success, and adjust as needed (Our funding suggestions match these strategies and are presented in Section 8). Abound has determined that a short-term plan (12-24 months) with the expressed focus of bringing Tier 1 generators into compliance and preparing for Tier 2 compliance, and a long-term program (post 24 months) is the most prudent next steps.

Short-Term Strategy (12-24 months)

Food for People

- Abound recommends supporting Food for People in the administration and onboarding of Tier 1 generators, on-site evaluation of pantries that are required to service the Tier 1 generators and general donor management.
- Abound also recommends providing funds to Food for People for a warehouse position to assist in sorting and managing the increase volume of food donations coming into their warehouse.
- In addition, Abound recommends providing wages for a driver and refrigerated box truck to assist in onboarding these generators.
- Food for People is working to consolidate their facilities, where our long-term funding program and earmarked items will support their efforts.
- An investment in an electrical pallet jack with a scale and various supplies including thermometers, thermal blankets and digital scales will increase the food bank's ability to operate efficiently.

Pantries

- Based on our initial analysis of the pantry responses Eureka Rescue Mission, Southern Humboldt Resource Center, Yurok Food Distribution, Arcata House Partnership and the Food for People Distribution sites are likely to be valuable participants that could be used quickly and efficiently to enhance food recovery in the region. Abound recommends supporting these pantries in their efforts.
- Specifically, the County should consider funding programs that assist with alternate cold storage funding, logistics funding and operations, and inclusion of a refrigerated van, scales, and supplies.
 - Cold storage could include the purchase, rental, or lease of portable cold storage units as the pantries need additional cold storage but are restricted by space limitations.
- Additionally, the County should invest in a third-party, on-site food safety training and auditing program. This will further enhance food safety efforts as the pantries are responding to an increase in tonnage from the Tier 1 and 2 donors in a responsible and safe way. This has proven to be an effective strategy to update pantry needs that are identified when the auditors are on-site.
- A backup generator was requested by Southern Humboldt Resource Center due to the power outages they have been experiencing from past wildfires in the area.
- The pantry network relies heavily on the volunteer networks to pick up food donations. In order to ensure that the volunteer have the supplies necessary, Abound recommends providing Food Recovery Kits to each pantry for volunteers to use on their food runs. These kits include supplies such as thermometers, freezer bags, and freezer blankets.

Overarching Program – Short Term

- Abound recommends the County identify an independent Food Recovery Administrator to manage the Food Donation Program and assist with onboarding Tier 1 and Tier 2 food generators as well as identifying needs of the food recovery network as the program expands. The Food Recovery Administrator will also be responsible for the education of the food pantries as to why tracking and reporting is important, not only for SB 1383 compliance but also for their operational efficiencies. They will also be responsible for facilitating the collaboration between the public, private, and nonprofit partners to ensure maximum program effectiveness.
- A Food Safety Program is a critical component of a successful food recovery program. This training ensures that the product Tier 1 and Tier 2 generators donate is handled safely to avoid foodborne illnesses or other damage resulting from improperly managed food. This will ensure that all participants, public, private, and non-profit, will be provided brand and liability protections when they participate in edible food recovery.
- Abound has identified that there is a need for cold storage capacity in the food pantry network. We recommend providing on- site refrigerators and freezers to help close this infrastructure gap. However, there is also a need for alternate cold storage facility solutions due to the limited space at food pantry locations. Alternate cold storage will provide a stopgap that will assist pantries in recovering the increase of edible food from Tier 1 generators.

Long-Term Strategy (+24 months)

Food for People

- Abound recommends earmarking long term funding for a Program Coordinator to administer contracts, coordinate the donations from Tier 1's and select Tier 2s , and communicate with the pantry network on their operations as new food donors implement their food donation programs.
- Additionally, providing funding for a driver to assist in the increased logistical aspect of the program will relieve pressure on the food pantry network.
- A warehouse position will also assist in the sorting and management of inventory in the long term, helping the food bank be as efficient as possible.

Food Repurposing Kitchens

- The development of a food repurposing kitchen will fill the gaps of large-scale bulk product which is expected to increase. Locations for the expanded kitchen program will need to be identified based on the areas of need and willing kitchen partners.
- An investment of \$125,000 will be necessary to provide the kitchen with the equipment and supplies needed to begin production of nutritious meals.
- The Food Repurposing Kitchen will need a coordinator to oversee the operations, assist in procuring product, and manage the distribution to the food pantry network.

Overarching Program – Long Term

- While Food Recovery Software is critical in the development of a successful food recovery program, more research and development are needed to assess which platform will fit the County of Humboldt's needs the most. The software will focus on the recovery from Tier 2 generators and provide coordination and logistical assistance for the higher volume of businesses that must participate in food donation. The 24-month timeline to implement a food recovery software will allow for appropriate vetting and perhaps time for the industry to move to a user base fee structure which will allow more flexibility in the system.
- The implementation of logistics solutions and expanded cold storage capacity, both through refrigerators and freezers as well as alternate party cold storage solutions, are essential to the long-term success of a food donation program and adds to the ability to increase the capacity to recover more food.

2.0 Short-Live Climate Pollutants – Edible Food Recovery Regulations

In 2016, Californians decided to act against global warming and the greenhouse gases that cause it. The State passed SB 1383, which is a bill designed to reduce methane emissions, that are produced in large part from the decomposition of organic waste in our state’s landfills. The goal of SB 1383 is to reduce the amount of organic waste to 25% of what was buried in 2014 by the year 2025. Some of the most ambitious and important considerations of the law are the food rescue requirements. The law mandates that 20% of all edible food that is being sent to landfills be intercepted and used to feed those who are food insecure. This not only provides nutrition, especially for those who are most in need, but it also prevents food from entering landfills and creating methane.

Generators Must be “Primarily Engaged” in Sale of Food

p. 54 of SLCP Regulation (30) “Grocery store” means a store primarily engaged in the retail sale of canned food; dry goods; fresh fruits and vegetables; fresh meats, fish, and poultry; and any area that is not separately owned within the store where the food is prepared and served, including a bakery, deli, and meat and seafood departments.

Primarily engaged can be determined through the percent of the total square footage dedicated to the sale of food or the percent of total revenue generated through the sale of food.



SB 1383 Edible Food Recovery Guidelines

Under SB 1383, CalRecycle has set a goal of intercepting 20% of the edible food that is currently being taken to landfills, and instead, ensuring that it reaches people². To meet this goal, SB 1383 regulations have placed requirements on businesses that generate sufficient amounts of edible food waste and require them to establish food rescue programs. The food rescue regulations start in 2022, with the largest generators, known as “Tier 1” generators, which include large food distributors, larger grocery stores, and supermarkets. By 2024, the regulations expand to cover large restaurants, hotels, schools, large events, and hospitals. This second wave of covered businesses are known as “Tier 2” generators. As a first step toward compliance, CalRecycle has asked each jurisdiction to evaluate the ‘capacity’ of current food recovery infrastructure and its ability to manage bringing Tier 1 and Tier 2 businesses into compliance. This evaluation is due to CalRecycle in August 2022 but has been completed here to ensure that Humboldt County can take the important steps necessary to meet the compliance requirements of SB 1383.

Tier 1 Donors Required to Send Surplus Food to Food Organizations Starting January 1, 2022, including;

- Supermarkets with revenue \geq \$2 million;
- Grocery Stores with Facilities \geq 10,000 sq. ft.;
- Food Service Providers;
- Food Distributors; and
- Wholesale Food Vendors.

² Note that Edible Food Recovery targets are not based on a 2014 baseline. Instead, targets are measured from existing disposal estimates.

Tier 2 Donors Required to Send Surplus Food to Food Organizations Starting January 1, 2024, including;

- Restaurants with Facilities \geq 5,000 sq. ft. or 250+ seats;
- Hotels with an On-Site Food Facility and 200+ Rooms;
- Health Facilities with an On-Site Food Facility and 100+ Beds;
- Large Venues and Events;
- State Agency Cafeterias with Facilities \geq 5,000 sq. ft. or 250+ seats;
- Local Education Agency with an onsite Food Facility; and
- Non-Local Entities.

Edible Food Recovery Network:

Historically, non-profit organizations have been responsible for edible food recovery from businesses who have voluntarily chosen to donate their food. At the center of the organizational networks are large food banks, operating as the main distribution centers, moving pallets of food in and out of their operations. Food banks help support the bulk of the logistics for the network, conducting or coordinating most food collection and contracting with major chain businesses for the collection of their food. Smaller non-profits depend, sometimes exclusively, on the food banks for food to provide to their patrons. Although food recovery has been in practice for many years, it does not represent the bulk of the food that moves through these networks. Adding a layer of complexity to this network is the competitive nature that exists between the organizations, who all rely on the same pool of resources (funding, volunteers, and food). Instead, Abound has been working to build a more resilient, efficient and sustainable model for food recovery. Central to the approach is building relationships, shared logistics and greater levels of collaboration between the organizations. This can be achieved by providing oversight of the network through an independent organization, that brings non-profits together, standardize reporting expectations and providing strategic funding to assist the network in achieving recover goals. Below is an image of the recommended model for building an efficient and sustainable food recovery network, where Humboldt County with Abound Food Care would fill the role of Food Care Oversight.



Building a More Efficient Model

Using Oversight of Food Recovery to Enhance Resilience and Sustainability



2.1 Jurisdictional Requirements

The jurisdictions must be prepared to comprehensively meet the requirements of SB 1383. The key points of the food rescue requirements are monitoring, outreach, program deployment, and reporting.



Monitoring: A list of businesses that must comply with the edible food recovery requirements are presented in this report. These businesses fall into the “Tier 1” and “Tier 2” categories, which must begin rescuing food by 2022 and 2024 respectively. These lists will become the basis for outreach and implementation of food rescue plans. For businesses that assert they do not require compliance, the jurisdictions must require some burden of proof from the generator why they do not fall into the definitions of Tier 1 or 2.



Outreach: Jurisdictions must work with Tier 1 and Tier 2 businesses to ensure that all the businesses required to donate food under this law are well-equipped to do so. The jurisdictions must see to it that all these businesses receive print, verbal, and digital outreach informing them of how to comply with the law, where to find food rescue partners, and potential penalties for refusing to participate in the program. There

could be an opportunity for Humboldt County’s Health Department to conduct the enforcement/inspections on Tier 1 and Tire 2 generators, which should be further explored.



Reporting: Jurisdictions must be fully prepared to track its efforts, as well as capacity planning reporting, and all other reporting requirements under SB 1383. Reporting programs must be developed by working closely with food banks, pantries, businesses, and the local community to acquire the needed information for its reports to CalRecycle.

CalRecycle’s SB 1383 regulations provide key definitions as follows:

**California Code of Regulations
Title 14, Division 7, Chapter 3
Article 6.0. Transfer/Processing Operations and Facilities Regulatory
Requirements**

- 13 (24) “Food recovery” means actions to collect and distribute food for human
- 14 consumption which otherwise would be disposed.
- 15 (25) “Food recovery organization” means an entity that engages in the collection or
- 16 receipt of edible food from commercial edible food generators and distributes that
- 17 edible food to the public for food recovery either directly or through other entities
- 18 including, but not limited to:
- 19 (A) A food bank as defined in Section 113783 of the Health and Safety Code;
- 20 (B) A nonprofit charitable organization as defined in Section 113841 of the Health
- 21 and Safety code; and.
- 22 (C) A nonprofit charitable temporary food facility as defined in Section 113842 of
- 23 the Health and Safety Code.
- 24 (26) “Food recovery service” means a person or entity that collects and transports
- 25 edible food from a commercial edible food generator to a food recovery organization
- 26 or other entities for food recovery.

3.0 Current Food Recovery Landscape in Humboldt County

It is critical to understand the current landscape of the current food recovery network and the dynamic between the food bank, food pantries and the county in order to provide a useful assessment on how to improve the food recovery network to be compliant with SB 1383. It is important to also identify which nonprofit pantries stand out in terms of their ability to increase their capacity to service Tier 1 and Tier 2 generators. This is assessed though discussions with the Food for People Food Bank, food pantries, and the data gathered in our surveys. There are several pantries in Humboldt County that we have identified

as being able to increase their capacity with additional support. We have provided a list of the pantries we surveyed in Appendix B and listed the pantries that could increase their capacity in Section 6.

Humboldt County has 37 confirmed active pantries and one food bank, Food for People, which service the county as a whole³. Food for people is a Partner Distribution Organization of Redwood Empire Food Bank an affiliated partner food bank of Feeding America. Food donors that have a relationship with Food for People are serviced in two ways. The first being that Food for People pick up food donation from the food donor and either deliver it to their partner food pantries or take it back to their warehouse locations to sort the product for pickup by the food pantry network. Another way the food donors are serviced is Food for People connects the food pantry with the donor and coordinate with the pantry on pickup dates and times. The pantry will pick up the food donation and take it back to their agency location for distribution to their clients. Though our survey, it appears that most of the food donations in the County are coordinated through the food bank, who assist with the administration, tracking and agreement components of the operations.

In our discussions with Food for People they identified that they typically handle pallet sized quantities of food whereas Tier 2 generators quantities are typically by the case. The food bank did say they may be open to assisting with Tier 2 generators in the future but with boundaries. They will not be able to recover any prepared food donations. There are a large number of Tier 2 generators that need to be brought into compliance based on our data gathering surveys. There are opportunities in the County for food repurposing kitchens in the long term and some pantries have indicated that are able to take prepared foods, the required compliance lift for Tier 2 generators is significant. This makes supporting those pantries that have expressing willingness to participate and looking into building repurposing kitchens essential to assisting Tier 2 generators.

Through our discussions with the food pantries, food bank and County it is apparent that everyone wants to participate in food donation as much as they are able. There is a willingness to collaborate and work together that we have not seen in other counties. The rural makeup of the County does present challenges but through the collaboration and support of the county, these challenges can be mitigated. Jurisdictions are taking steps to educate and outreach to their Tier 1 and Tier 2 businesses on the regulation of SB1383. For example, the City of Eureka hosted an educational event where every Tier1 and Tier 2 generator was invited to participate. They went through what SB1383 was, the regulations and what was needed to be compliant. They recorded this event to be able to share with generators that were not able to attend and potentially with other jurisdictions and their businesses.

Abound has had a discussion with the County's Environmental Health Department to discuss how they would be willing to participate in SB 1383. We discussed the opportunity for Environmental Health to assist in outreach, which could include information on health inspection sheets stating that food donation is encouraged by Environmental Health. This could also include collaborations on outreach materials between the Cities and Environmental Health educating on SB 1383 as well as letting businesses know that food donation is, again, encouraged by Environmental Health. More discussions need to be had with Environmental Health to determine whether they have the staff and ability to assist with compliance inspections. More outreach strategies and materials are detailed in Section 7.

³ Note that only 28 food pantries responded to our request for surveys, but The Team confirmed there are 38 active pantries in Humboldt County.

4.0 Capacity Evaluation

The capacity evaluation aims to address two questions: 1) What is the projected amount of edible food produced from all Tier 1 and Tier 2 generators?⁴ 2) Does the current network of food recovery agencies have the available infrastructure to manage the edible food? If the assessment determines there is a gap, and that the current infrastructure will not be sufficient to collect all available edible food from Tier 1 and Tier 2 generators, based on these calculations, then jurisdictions must provide a plan to ensure that gap is closed.

4.1 Estimation #1 Disposal Based Method

The most straightforward means of estimating the amount of edible food available for recovery within a jurisdiction is to extrapolate from disposal figures using a waste characterization. Specifically, this estimation uses the most recent CalRecycle Disposal Reporting Service⁵ records of tons of material disposed, and the “2018 Facility-Based Characterization of Solid Waste in California⁶” released in May 2020. From these figures the following food waste estimates are obtained:

In 2019, the most recent year for which data is available, Humboldt County Disposed of **105,435 tons⁷** of waste. This figure is provided by CalRecycle and is based off the most up-to-date information from Electronic Annual Reports.

The 2018 Waste Characterization finds **2.84% of** waste is edible food. As such, Humboldt County is disposing of **3,588 tons** of edible food. CalRecycle is seeking to recover 20% of the potentially donatable tons from current disposal by 2025. At current rates, this would suggest rescuing at least **718 tons of food per year**.

4.2 Estimation #2 – Business Based Method

Another approach to estimating the amount of food waste considers the individual businesses that would be subject to SB 1383 edible food requirements. These businesses are identified, then the amount of food waste each may generate is estimated using sector-specific waste characterizations. Currently, this analysis is done using publicly available data from several different sources. Abound performed this evaluation and provided the number of Tier 1 and Tier 2 generators.

This method suggests that covered businesses generate **1,590 tons** of food waste of which **348 tons** are edible. Commercial Food waste is estimated to be slightly more donatable than the overall food waste stream at **21.9%** recoverable.

4.2.1 Estimation #2 – Methodology

The CalRecycle Commercial Sector Waste Characterization provides sector-specific estimations of how many pounds per employee of waste is produced by each business type. The results of this analysis are

⁴ Note that the 20% food recovery goal is not used to assess capacity. Capacity is assessed based on the number and type of Tier One and Tier Two generators in the jurisdiction.

⁵ <https://www2.calrecycle.ca.gov/LGCentral/DiversionProgram/JurisdictionDiversionPost2006>

⁶ <https://www2.calrecycle.ca.gov/Publications/Details/1666>

⁷ <https://www2.calrecycle.ca.gov/LGCentral/DisposalReporting/Origin/CountywideDetail>

provided in the table below. Food waste is the waste type used for this analysis. **Appendix A** provides the complete list of each of these generators and their estimated generation.⁸

Table 1: Food Waste Generation by Business Type

Business Type	Pounds per Employee per Week
Arts and Education	33.07
Durable Wholesale/Trucking	2.31
Education	5.59
Hotels	21.25
Electronic Equipment	1.35
Food and Nondurable Wholesale	18.63
Manufacturing	1.21
Medical and Health	5.57
Public Administration	2.11
Restaurant	46.89
Food Stores	19.33
Retail Trade	14.79
Services (Management & Administration)	7.07
Services (Professional)	5.92
Services (Repair and Personal)	2.69
Other	3.08

CalRecycle’s 2018 Waste Characterization provides an update to the earlier waste characterization and suggests that 22% percent of food waste is edible. This percentage is applied to the amount of food waste generated, based on the number of employees.⁹

Businesses are listed under the North American Industry Classification System (NAICS). This data is sourced through ReferenceUSA, which aggregates NAICS data with employment statistics from the Employment Development Department. This data provides contact information for each business in a jurisdiction, the type of business it is (e.g., grocery store, restaurant, wholesale food distributor), and an estimated range of the employees at the location. The employee count is the basis for estimating the size of the business.¹⁰

4.2.2 Calculation of Tonnages – CalRecycle Guidance Documents

To determine the availability of new tonnages of edible food waste, the employment numbers are estimated for each Tier 1 and Tier 2 generator, using data provided by the NAICS. These employment numbers are multiplied by the pounds per person per week waste generation data provided by the

⁸ CalRecycle - 2014 Generator-Based Characterization of Commercial Sector Disposal and Diversion in California – September 10th, 2015.

⁹ CalRecycle - 2018 Disposal-Facility-Based Characterization of Solid Waste in California – 5/15/2020. <https://www2.calrecycle.ca.gov/Publications/Details/1666>

¹⁰ Reference USA - <https://referenceusa.com/Account/LogOn>

CalRecycle Commercial Sector Waste Characterization Study. The edible food waste from each eligible Tier 1 and Tier 2 business is summed. Each businesses' eligible food is calculated as follows:

1) Estimate Employees at Business:

$$\text{Estimated Employees} = (\text{Employee Range Low} + \text{Employee Range High}) \div 2$$

(e.g., Employee Range: 10-19: $2(10+19) \div 2 = 14.5$ employees)

2) Calculate Annual Food Waste at Business:

$$\text{Food Waste (TPY)} = \text{Employees} \times \text{Food Waste Pounds per Employee Per Week} \times 52 \div 2000$$

3) Estimate Amount of Edible Food Waste at Business:

$$\text{Edible Food Waste (TPY)} = \text{Food Waste} \times 22\%$$

4) Repeat and Sum for each Tier 1 and Tier 2 Business:

Once summed, this is the estimate for edible food waste generated by SB 1383 covered businesses. Note this amount will be affected by participation rates of each business. In addition, the Waste Characterization analysis is based on a statewide level and may not accurately represent the individual member jurisdiction. Using the CalRecycle calculator guidance, it estimates the Tier 1 and Tier 2 generators to produce the following about of edible food per year:

Table 2: Recoverable Food Tons by Tier 1 and 2

Category	Recoverable Food Tons per Year	Recoverable Food Pounds per Year
Tier 1 - TOTAL	792	1,584,000
Tier 2 - TOTAL	798	1,596,000
TOTAL:	1,590	3,180,000

4.3 Estimation #3 – Food for People Data

Abound has interviewed and submitted data requests to Food for People to better understand their current operations and gather baseline food recovery data. Food for People is actively collecting food from Tier 1 and Tier 2 generators, where these tonnages have been estimated from their current collection program. Food for People estimates that annually 336,000 – 500,000 pounds of food was collected a year from Tier 1 and Tier 2 generators. Based on the survey of Tier 1 generators at least 18 Tier 1 generators are working with Food for People. This equates to an annual collection of 18,666 lbs. per donor per year. This data can be extrapolated by multiplying it against the number of Tier 1 and 2 donors that require compliance to estimate the total potential pounds of food that must be recovered. It is important to note that this method has inherent conservancies as many Tier 2 donors will be donating significantly less food than its Tier 1 counterparts.

Table 3: Estimated Pounds of Additional Recovered Food from Tier 1 and Tier 2

Tier	Number that Requires Compliance	Estimated Edible Food
Tier 1	26	485,316 pounds
Tier 2	120	2,239,920 pounds
Total	146	2,725,236 pounds

4.4 Summary of Capacity

These data do not provide exact numbers, however CalRecycle provides jurisdictions the ability to use best available information to estimate these numbers where the CalRecycle tool is provided as a guide. The table below provides a summary of the data.

Table 4: Summary of Total Estimated Edible Food from all Generators

Calculation Option	Source of Calculation	Estimated Edible Food from all Generators
Option 1	Based on Disposal Amounts	1,436,000 pounds
Option 2	Generator Based Tonnage Assessment	3,180,000 pounds
Option 3	Food for People Collection Data Extrapolation	485,316 pounds (Tier 1 only) 2,725,236 (Tier 1 and 2)

Ultimately each jurisdiction must use a number that best reflects the actual amount of edible food within the jurisdiction, to best plan for SB 1383 compliance. CalRecycle has stated that this is in initial assessment of capacity, and these numbers may be updated each year as more data becomes available.

5.0 Summary Tier 1 and Tier 2 Generator Survey

A critical component to understanding how much capacity is needed in a region is to identify the baseline of how many Tier 1 and Tier 2 generators are currently participating in edible food recovery and how many will require programs to be compliant. Abound surveyed all the potential Tier 1 and Tier 2 generators in Humboldt County to determine (1) if they fit the definitions of Tier 1 and Tier 2 generators per SB 1383, (2) if they participate in food recovery programs currently, (3) if they have extraordinary circumstances that may prevent the recovery of food, (4) how their food recovery program is going and (5) if they have on-site contracts with the food pantries.

5.1 Tier 1 and 2 Generator Survey Approach

The Team compiled a list of potential Tier 1 and Tier 2 generators where the survey questions assisted in further qualifying the Tier 1 and Tier 2 generators. The questions were also kept simple and concise as to not be overly burdensome and overwhelming, while still gathering important information to assess compliance. We want to ensure we are setting the tone for a positive relationship in the future so the generators that need to come into compliance collaborate with food recovery organizations well.

The surveys were conducted via telephone. Through our past experiences, this has proven to be more effective than email exchanges. These interviews aimed to guide generators through the basics of SB 1383 and the questions needed for the report. This was also an opportunity to answer any questions they may have had and ensure that there is sufficient follow up should the generator need multiple phone call attempts to be reached. Thorough notes were taken along with the answers to the survey questions that assisted in the assessments and final recommendations of this report. This information has been provided in Appendix C.

As The Team surveyed the Tier 1 and Tier 2 generators, certain generators explained that they did not qualify under the SB 1383 Tier definitions. Some examples of Tier 1 generators that did not qualify included nursery and gardening supply companies, beer distributors and animal feed companies.

Examples of nonqualifying Tier 2 generators include private schools, clinics with no on-site food service, restaurants that do not meet the size requirements of SB1383 and schools that do not have a cafeteria. Additionally, businesses must be ‘primarily engaged’ in the retail sale of food. Businesses such as Target, CVS, Rite Aid and Walgreens sell food, but there are not primarily engaged in the sale of food. (Note that locations such as Costco meet the requirements because the sale of food and food products is over 50% of their total building.)

5.2 Tier 1 and 2 Generator Survey Results

The survey of Tier 1 generators showed that as many as 54 generators are required to have food donation programs to be compliant with SB 1383. Of those, 33 are participating in food recovery programs and 21 will need to begin food recovery programs. Although the survey results showed that the majority of the Tier 1 generators were not aware of SB 1383, there were a decent percentage of generators that were familiar with the SB 1383 regulations. Generators identified barriers that have kept them from participating in a food donation program including a lack of excess edible food available for donation, composting their excess food, and repurposing their excess. These generators would benefit from targeted outreach and education on SB 1383 regulations, the benefits of donating their excess edible food and further awareness that food donation is allowed based on the California Retail Food Code (Cal Code).

Table 5: Summary of Generator Results

TIER 1:		TIER 2:	
Yes Participating	33	Yes Participating	47
Not Participating	10	Not Participating	61
Non-Responsive	11	Non-Responsive	46
Total Tier 1 Generators	54	Total Tier 2 Generators	154
Did Not Qualify	30	Did Not Qualify	59
Closed	11	Closed	23
Total Generators Called	95	Total Generators Called	236

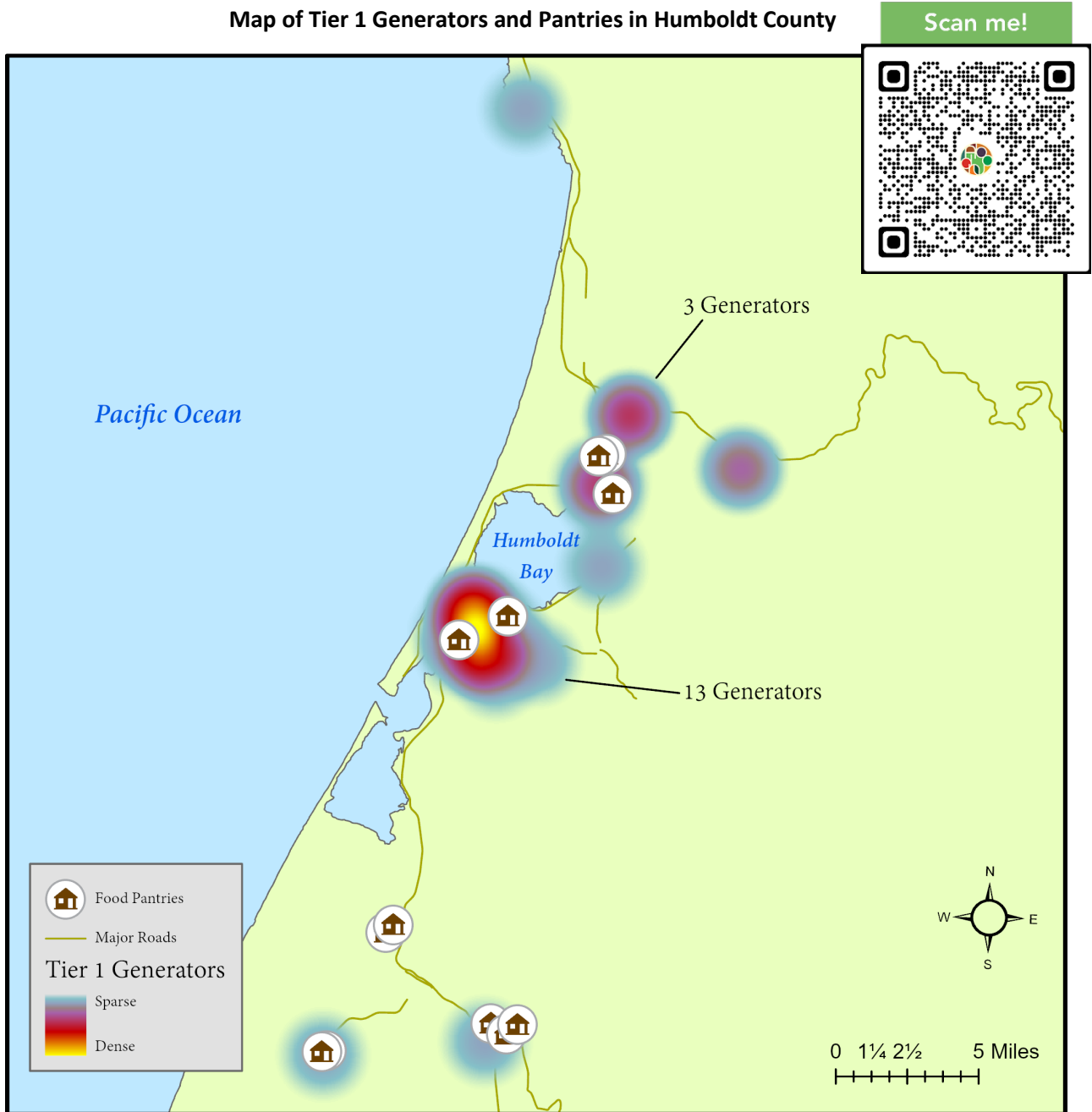
The following table summarizes the number of Tier 1 generators by jurisdiction in Humboldt County.

Table 6: Tier 1 Generator Compliance Summary

Jurisdiction	Participating	Not Participating
Eureka	12	13
Arcata	10	4
Fortuna	3	1
Humboldt Unincorporated Cities	7	0
Ferndale	0	1
Rio Dell	0	0
Trinidad	0	1
Blue Lake	1	2
Total	33	21

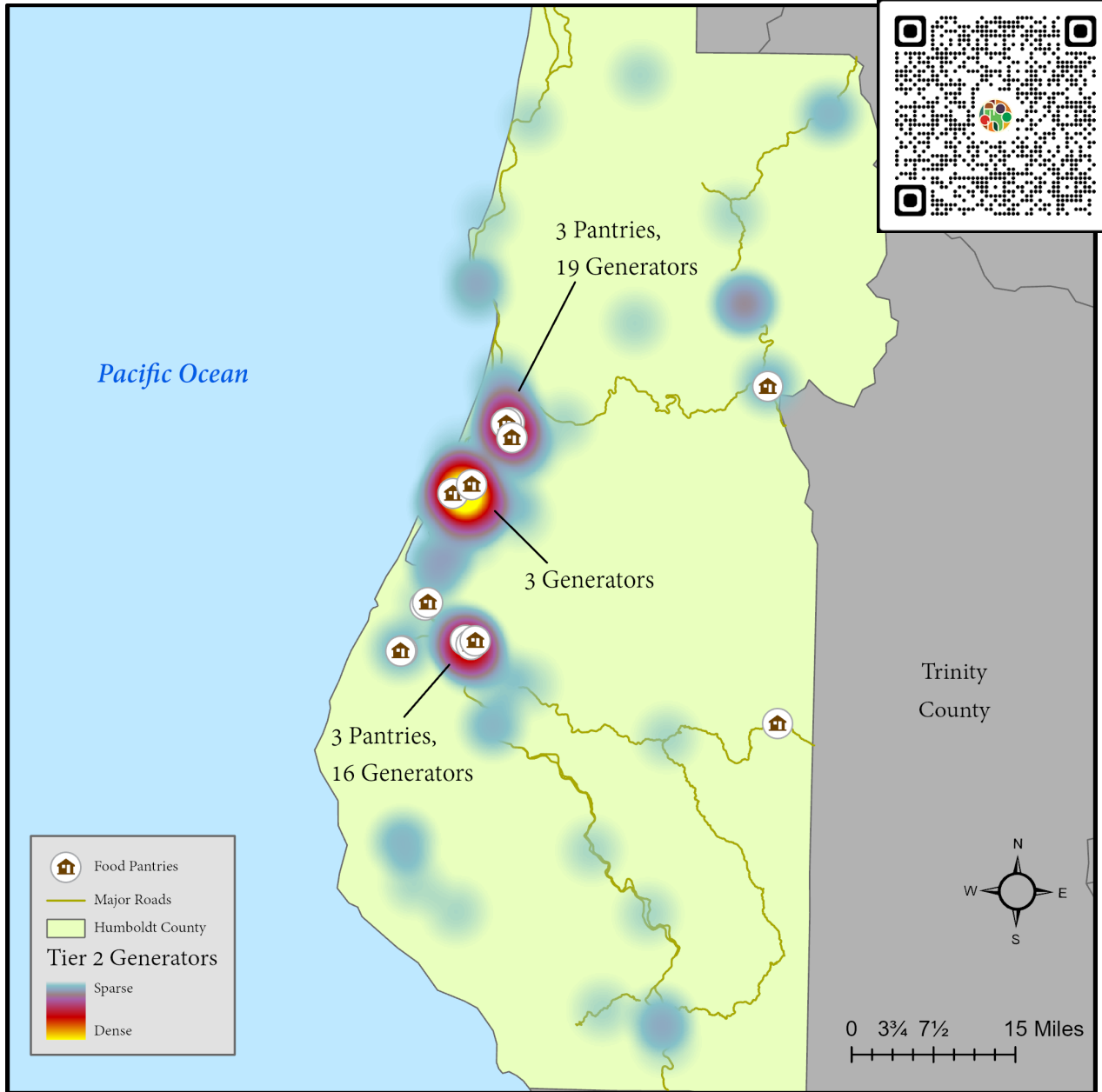
Abound has prepared an interactive map showing locations of Tier 1 and Tier 2 generators which can be accessed through the QR code below.

Map of Tier 1 Generators and Pantries in Humboldt County



Map of Tier 2 Generators and Pantries in Humboldt County

Scan me!



Below are examples of Generators indicating the barriers or reasons for not participating in a food donation program. We have included various education strategies to encourage participation. Please see Appendix C for a summary of generator results.

Table 7: Examples of Current Barriers to Participation

<i>Abound's Survey Question: If you do not donate, what are the barriers or extenuating circumstances?</i>		
Generator	Survey Answers:	Education Needed
Hum Yum	<i>"Taking raw ingredients and turning them into various products. Very conscious of orders and often has little to no waste. If there are any excess raw ingredients ordered, then she takes them home for personal use."</i>	Education of SB 1383 requirements. The need for an agreement in place with a pantry.
Mad River Farm Kitchen	<i>"Compost excess food"</i>	Education on the benefits of food donation of edible food. .
Pacific Shellfish	<i>"Only have fish heads and guts leftover"</i>	Education on the requirements of SB 1383. They need an agreement in place with a pantry and can donate only when they have available excess edible food.
McKinleyville Union School District	<i>Currently Donates: "Would like to find pantries that are able to take larger quantities of food."</i>	Provide generators with a list of the pantries in their area and onboarding assistance from administrator to ensure pantries are a good fit for generators.

There were several identified Tier 1 generators that did not have food that was suitable for food donation such as beer distributors, coffee roasters and animal feed companies.

Example Generators Not Suitable for Donation	
Company Name	Company Description
C Ashdon Cider Inc	Cider beverage manufacturing company
Eel River Brewing	Beer Distributor
Gold Rush Coffee	Coffee Only
Nilsen Co.	Animal feed and grain company
South Fork Mountain Spring Water	Water distributor
Humboldt Extracts	Make vape juice

The survey of Tier 2 generators showed that 47 are participating in excess edible food donation programs as detailed in Appendix C. The majority of participating Tier 2 generators were schools. Additional outreach and education will need to be conducted to onboard the remaining Tier 2 generators and additional schools not participating in a food donation program.

We identified that 107 Tier 2 generators are not participating in a food donation program. There are 61 generators that confirmed they are not participating and 46 generators that were nonresponsive to our outreach efforts. The majority of businesses not participating are the remaining schools and a several restaurants. Many of the nonparticipating Tier 2 generators listed that they did not have excess edible food, have staffing challenges, identified that the students would bring the excess food home with them (schools), they compost their excess food, have COVID challenges, repurpose their excess into other usable items, and are in a location without food pantries.

The following table summarizes the number of Tier 2 generators by jurisdiction in Humboldt County.

Table 8: Summary of Tier 2 Generators by Jurisdiction

Jurisdiction	Participating:	Not Participating
Eureka	14	40
Arcata	15	16
Fortuna	0	16
Humboldt Unincorporated Cities	15	33
Ferndale	0	2
Rio Dell	3	0
Total	47	107

Usually, when establishments are participating in food donation, they are more likely to be responsive to the surveys. Many of those responding Tier 2 generators, who identified as not participating, do not see the importance of beginning food donation in 2022, as the SB 1383 regulations do not take effect for Tier 2 generators until 2024. While not uncommon, this lack of urgency made it challenging to gather the necessary information from the Tier 2 generators.

Responses to the survey and their answers have been provided in Appendix C. The Team made a minimum of 4 calls to the nonresponsive food generators to gather their food donation data. The results of the survey determined several key items.

1. Roughly half of both Tier 1 and Tier 2 generators were aware of SB1383 regulations. While the generators may have said they were aware of the regulations, many did note that their understanding was limited of how it would affect their business operations or only have a basic knowledge of the regulations.
2. The responses from the Tier 1 generators reflect a wide range of answers to whether they have agreements with the food pantries. They included that they do have agreements but not onsite, they were unsure, no agreements and yes, they have agreements.
3. A majority of the Tier 2 generators that are participating in a food donation program do not have a written agreement with the food pantry that they partner with.
4. Of the participating generators, it was reported that the programs were going well overall. There were comments of what generators would like to see change in the future. These include needing

a clearer understanding of food types accepted at their local pantries, wanting to find pantries that have larger capacity to receive food donations and better tracking procedures for pounds donated.

5. Although reports of limited or no excess food could be a reality for the operation, it could also be an indication that the generators do not have an understanding of their opportunities for donation. It is important through the implementation of SB 1383 that these generators are appropriately educated on opportunities to donate. In addition, for generators that do not have excess edible food, it is necessary that they provide ample documentation demonstrating this.
6. Generators identified barriers including excess food is composted, repurposed excess food into other food items and that staffing shortages may impede donation programs.
7. It is likely that many generators that are participating in edible food recovery are not donating all available food, where better reporting, education and infrastructure availability are necessary to confirm. This finding is based on our extensive experience in edible food recovery programs.

5.3 Tier 1 and Tier 2 Recommendations

Generator participation is a key component to establishing a successful food recovery network. There are several actions that Humboldt County can take to encourage successful participation.

1. Ensure that generators have contacts with their food bank and/or pantry onsite and the ability to track how much food they are donating onsite.
2. Encourage and promote discussions about more opportunities for participation and collaboration. For example, generators could share space, cold storage, transportation, and other underutilized resources.
3. Promote an outreach and education program for generators, so that they have a clear understanding of what is donatable and what is not. Additionally, promoting source reduction education could also help with the amount of food that is thrown away onsite. Some possible programs include feeding employees with nearing-end-of-life foods.

6.0 Survey of Food Recovery Participants

A critical part of the evaluation of a region's capacity to recover edible food is understanding the current food recovery programs in place, where there is availability to do more, and where infrastructure is needed to expand capacity. This is of particular importance to ensuring SB 1383 targets are met and for reducing waste to landfill and tackling food insecurity within the region. The Team surveyed all the food recovery non-profits within Humboldt County, understanding that non-profits do not work within the boundaries of a jurisdiction to gain a broad understanding of the current network which was vital to our programmatic recommendations offered in this report.

6.1 Food Recovery Agencies Survey Approach

The Team identified the potentially active food pantries through a couple of different methods. These included researching the nonprofit agencies through Humboldt County and word of mouth referrals through conversations with the food pantries during the surveys. It was important that The Team develop questions that covered a wide range of topics to provide a detailed understanding of the food pantries' operations. These questions include how much food each agency receives through food recovery, where that food was sourced, what is their current capacity, what infrastructure would be most helpful to their

current operations, what infrastructure would be helpful to increase their overall capacity to receive more food, and other notes pertaining to the non-profit operation.

The surveys were conducted through phone interviews to walk the participants through the questions, answer any questions they may have, and ensure there is adequate follow-up should the participant require multiple phone calls. Notes were made about each participant, where as much information as possible was gathered about the participants to assist in the assessments and final recommendations.

6.2 Summary of Pantries

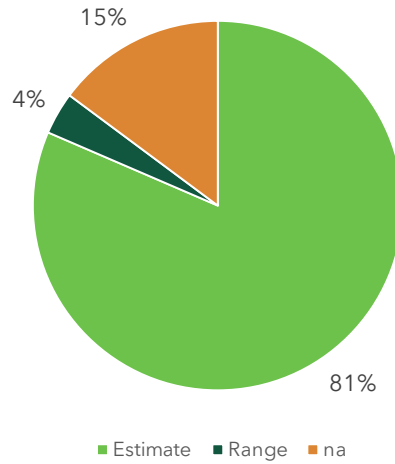
Around surveyed 49 potential food pantries where 12 were nonresponsive. Food for People confirmed 10 of the nonresponsive pantries are active despite being unable to reach them. Additionally, 9 were closed, discontinued service or do not currently have a food pantry. The remaining 28 food pantries responded to our survey via phone discussion. These responses have been listed in Appendix B. (Please note that documentation and detailed answers to the surveys have not been provided to protect the confidential nature of some of the responses). The survey was created to measure the current infrastructure of food recovery agencies as well as assist us in understanding the relationships between the food pantries and the food bank. We looked at ways the food pantry network could prepare for the Tier 1 and Tier 2 generators food donation implementation as well as ways to use funding in the most cost effective and impactful manner.

There are several key findings that were identified through the survey that have helped to inform the recommendations on how Humboldt County can progress in their efforts to maximize food recovery and track the efforts made in the County.

1. Many of the agencies did note that the number of pounds recovered was either unknown or an estimate by the organization. Food pantries should be accurately tracking how much food is being received through the use of on-site scales. Through education, food pantries who previously mentioned they do not need scales will see the operational benefits of tracking their food donations.
 - a) Of note, several generators also mentioned that they would like to see more accurate tracking of food donations and pounds recovered from the pantries they are partnered with. While the generators are responsible for donation logs that would include pounds, they are echoing the importance of tracking food donations.

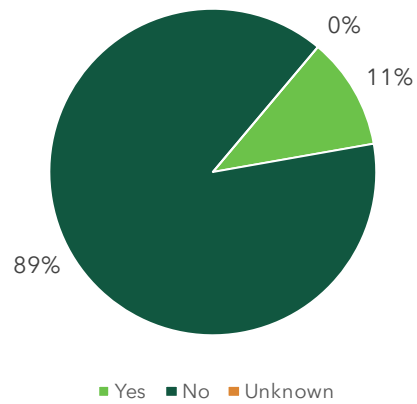
Question 2

Is this an estimate or range?



Question 10

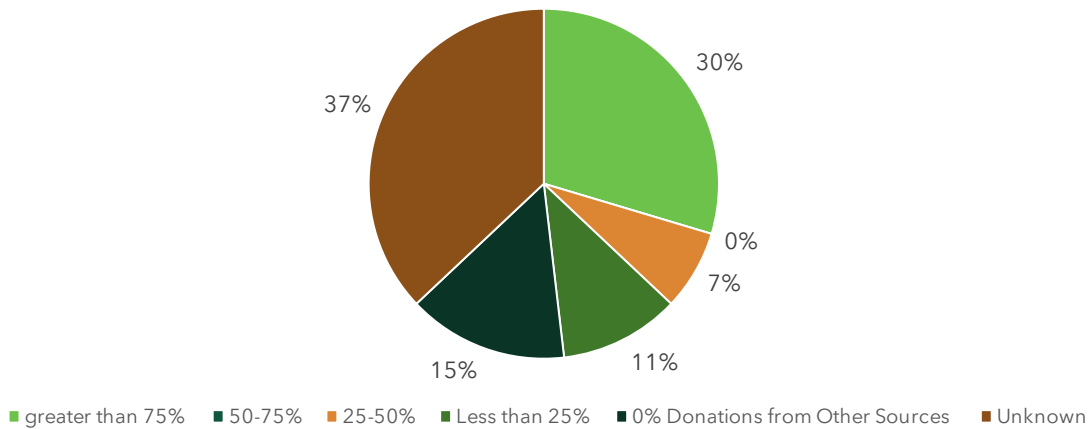
Do you need resources to accurately weigh recovered food? Scales? Pallet jacks with scales?



2. Many of the food pantries responded that they were working heavily with the food bank or other nonprofit to receive their food. This is likely referring to Food for People.

Question 3

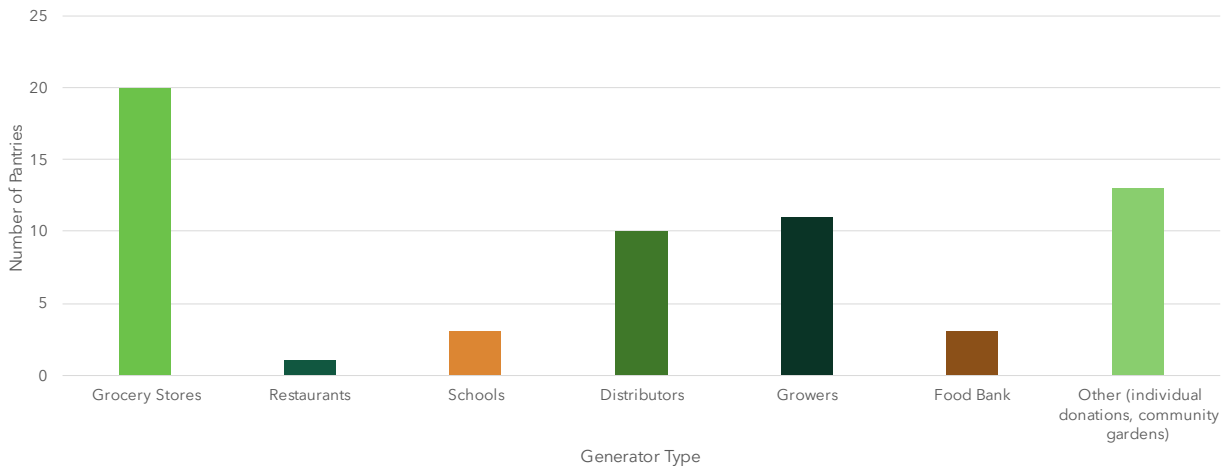
How much of that food is received from other non - profits or food banks?



- The majority of the food donations in Humboldt County are coming from grocery stores, distributors and growers. While we see that schools make up most of the food donations from Tier 2, it is likely that the quantity of the food donations from schools are not as significant as grocery rescue or other Tier 1 food donations.

Question 6

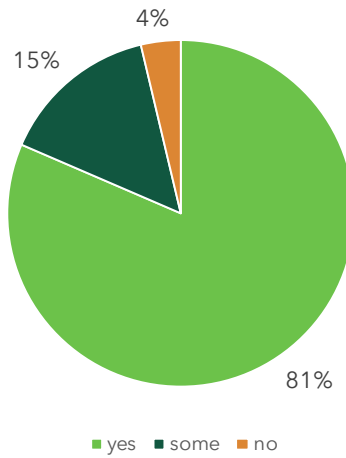
Where do you usually receive recovered food from?



- 81% of the food pantries identified that Covid 19 affected their operations. There was a wide range of responses as to what kind of changes they saw to their operations. These included a lack of volunteers and staff, loss of food donors and a decrease in food recovery activity. While several pantries noted there were more people in need, others noted they saw a dramatic decrease in the number of individuals they served. Some pantries implemented new procedures and went from a client choice format to a predetermined distribution format.

Question 8

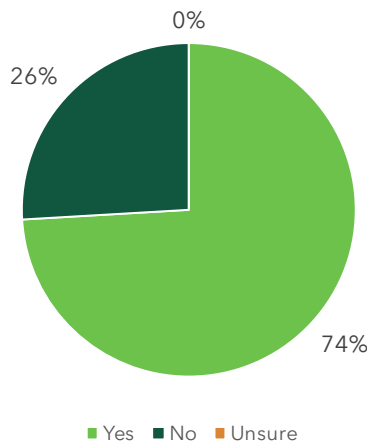
Has Covid effected your operation?



- 74% of food pantries identified that they anticipate changes to their operations in the near future. These include hiring more staff, reopening facilities that were previously closed, and going back to a grocery style food pantry (client choice rather than automatic distribution). Food for People identified that they are currently leasing multiple spaces while their main facility is being rebuilt. Once they are in their new building, hopefully by 2023, they will have expanded capacity and storage.

Question 9

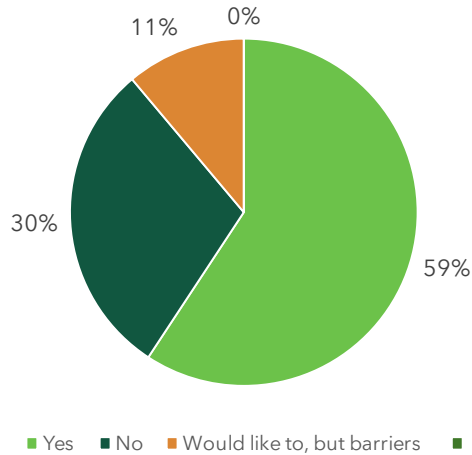
Do you anticipate any changes to your operation in the near future?



- Over half of the food pantries are expecting to expand their capacity with an additional 11% wanting to expand but have a funding barrier. The majority of these plans include facility reopenings or expansions.

Question 19

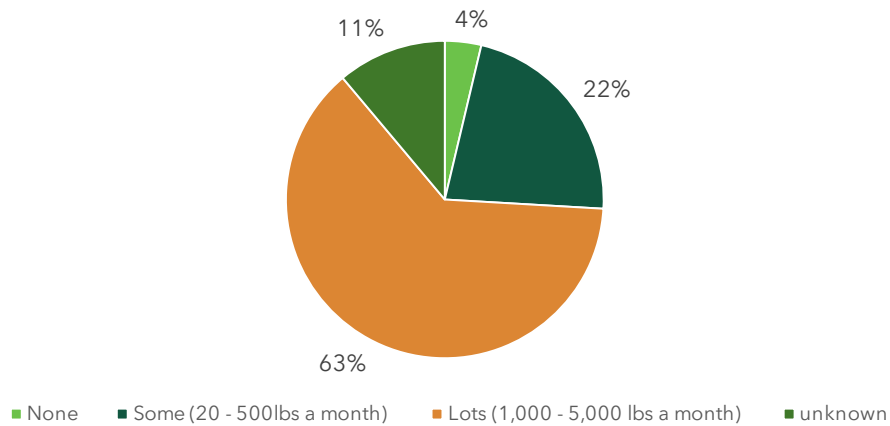
Do you have current plans to purchase or expand your capacity?



- 7. The Team identified through the survey that 4% of the pantries are unable to receive any more food with their current capacity, however the remaining 96% could receive additional pounds with their current or planned capacity. Although this may be true, 81% of the food pantries identified that they would not be equipped to handle the additional logistics operations that may be necessary.
 - a) Of note, while these pantries said they could receive addition food with their current capacity, the amount varied from 20 pounds a month to 2,000 a month.

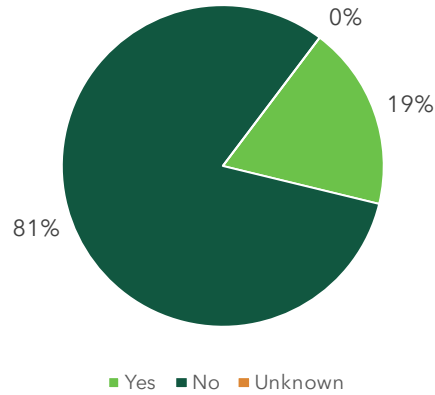
Question 11

If given the opportunity, how many more pounds of food could you receive each month with your current capacity?



Question 21

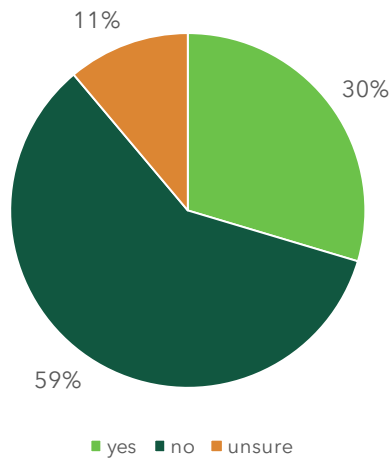
If you could add new donors, would your pantry be equipped to handle those additional logistics operations?



- 8. Some of the food pantries that work with Food for People mentioned having an agreement through them under Feeding America’s umbrella. A majority of the food pantries do not have agreements with their donors, operating under the verbal agreement of what is expected from each party.

Question 13

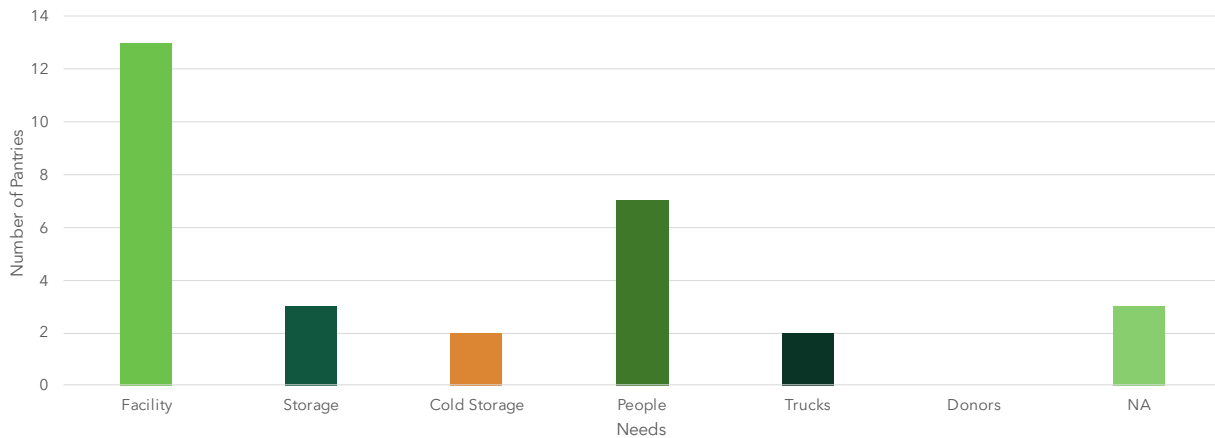
Do you have written agreements with any of your donors?



- 9. Facility size and the need for more staff or volunteers was identified as a limiting factor in increasing the capacity of the food pantries.

Question 27

If you are unable to accept more food or add new donors now, what would you need most to recover additional food and begin working with new donors?



10. The food pantries accept all types of food within the required safety guidelines. Notably, that while they may be able to receive all types of products, they may not have the cold storage capacity to store all types of products for distribution.
11. The food pantries utilize a wide variety of methods to manage their logistics. The food bank, volunteers, donors, pantry staff and third-party logistics companies assist in the recovery of edible food. This is encouraging as it shows a diverse ability to handle logistical operations.
12. The majority of pantries expressed a need in staff, volunteers, software, drivers and cold storage. This is an opportunity for expanded third-party logistics and cold storage solutions through engaging additional stakeholders to relieve some of this pressure.

These results provide detailed insight into the current landscape of food recovery in the region, where food recovery networks are complex. The survey asked two specific questions regarding the ability for donors to expand current capacity. 1) Could you recover more food each month with your current capacity? 2) Do you have current plans to purchase or expand new infrastructure? Food recovery agencies that responded favorably the questions are listed in the table below.

Table 9: Pantries with Available Capacity

Name of Pantry	Location	Have Available Current Capacity?	Plans to Expand?
Eureka Rescue Mission-Men’s Program (Meal)	Eureka	Yes	Yes
Food for People	Eureka (plus various distribution site locations)	Yes	Yes
Humboldt Senior Resource Center/ Dining Center	Fortuna	Yes	Yes
St Joseph Health Loleta Community Resource Center	Crescent City	Yes	No

Name of Pantry	Location	Have Available Current Capacity?	Plans to Expand?
Our Savior’s Lutheran Church	Petrolia	Yes	No
Salvation Army	Eureka	Yes	No
Southern Humboldt Family Resource Center	Eureka	Yes	No
Yurok Food Distribution	Eureka	Yes	No

These food recovery agencies that met those parameters have been identified as key pantries that could meet both the objectives of SB 1383 and to catalyze a broader, more sustainable network of food recovery.

6.2.1 Pantry Recommendations

Importantly, these pantry surveys represent an initial snapshot of the current programs. There are great benefits to strengthening these operations to meet Humboldt County’s key objectives. Providing strategic funding for these pantries would serve several important purposes:

1. Funding would allow for the food pantries to expand their recovery efforts of the existing participating Tier 1 and Tier 2 generators and implement a food donation program for those Tier 1 and Tier 2 generators not currently participating for SB 1383 compliance specifically where the food bank is unable to provide the recovery service.
2. Provide resources needed to recover Tier 2 generators which will improve food recovery operations in preparation for the Tier 2 compliance start date. Supporting these efforts will be required in order to service the Tier 2 generators, which require more coordination and controls to be recovered safely and effectively.
3. Our initial analysis on the pantry responses did show that Eureka Rescue Mission, Southern Humboldt Resource Center, Yurok Food Distribution, and the Food for People Distribution sites are likely to be valuable participants that could be used quickly and efficiently to enhance food recovery in the region.
 - a. Although we were not able to reach Arcata House Partnership, we have identified them as a potentially valuable partner through conversations with Food for People.
 - b. Our recommendations include a closer review of these pantry operations in order to finalize the funding proposal.

Humboldt County should complete the following steps to address the challenges that were identified in the surveys to support pantries beyond the identified partners above.

1. Earmark funds for an independent administrator to specifically manage donor on-boarding, contracts, funding allocation, reporting and other administrative responsibilities.
2. Invest in scales for measurement of food both at a pantry level (bench scales) and for volunteers (briefcase scales). This could come in the form of a scale fund where the administrator could

allocate funds for scales as they see necessary to assist in the accurate tracking of food donation pounds.

3. Several pantries requested software to enhance their operations. Investment in a food recovery software will assist with pantry operations and may ease logistical challenges.
4. Increase Cold-storage Capacity (refrigerators and freezers). In consideration of limited space and electrical capacity, it is recommended that Humboldt County consider funding for alternate party cold storage solutions including but are not limited to solar powered cold storage containers.
5. The food pantry network relies on volunteers to pick up their food donations. They have identified that there is a volunteer shortage resulting in logistical challenges. A logistics fund will ease the pressure on the pantry network, so they are not as dependent on volunteers. Additionally, Tier 1 generators typically have food donations too large to fit in a standard vehicle. By utilizing third party logistics companies to assist in the pick-ups and drop-offs, we are ensuring better food safety and the opportunity to receive more product without the limitations of a volunteer's standard vehicle.

6.3 Food for People Summary

Food for People serves as the County's food bank and is affiliated with the Feeding America network of food banks as a Partner Distribution Organization (PDO) under the oversight of Redwood Empire Food Bank. In February 2020, Food for People lost the use of their long-time distribution center facilitating the transfer of operations to a temporary facility. Construction has started on the rebuilding of a new distribution center that will increase the food bank's throughput and capacity by adding flex space in the main distribution center campus and by maintaining additional off-sight warehouse space. In our conversations with the Executive Director and Director of Programs as well as through a tour of the existing facility, our interaction mirrored the positive and supportive comments we received from non-profit agencies during the survey process. Our surveys found a high level of confidence, support, and good will towards Food for People from both the non-profit agencies that work with the food bank and food generators alike.

Specific to the current excess edible food recovery, Food for People conducts the majority of pick-ups from currently participating Tier 1 generators over an expansive area directly transferring the product to their current warehouse where it is sorted and made available to member agencies. Member agencies are charged a \$55 annual fee in addition to shared maintenance fees of \$0.19/lb. on select items. Food for People also relies on member agencies to assist in food recovery from currently participating Tier 1 and select Tier 2 generators. Unlike many Feeding America affiliated food banks throughout the state, Food for People has expressed an interest and desire to participate in Tier 2 service. Though the idea of Tier 2 participation will likely be limited to schools and donors of packaged goods, the reputation Food for People has in the county as a trusted and reliable non-profit, may uniquely position them to coordinate Tier 2 on-boarding at some point.

A Pantry Network Coordinator at Food for People is used to manage the non-profit pantry network as well as donor relations services. Additional funding for this position will be required to effectively on-board remaining Tier 1 donors and assist agencies conducting Tier 1 food recovery to ensure program effectiveness and food safety.

6.3.1 Food for People Recommendations

In light of Food for People's effectiveness in recovering, sorting and distributing food from existing Tier 1 donors, we feel it is important to provide them with additional staffing resources needed to onboard and service the currently non-participating Tier 1 donors. Based on discussions with Food for People and an overview of their operations, we estimate the need for an additional 4.5 administration hours per week to effectively on-board the remaining Tier 1 donors (and select Tier 2 donors) as well as maintain donor relations and program efficiency. Additionally, we see the need to provide additional warehouse and driver hours. We anticipate an additional 15 labor hours per week in the warehouse to augment volunteer hours) and 24 driver hours per week needed to service an expansive county.

In addition to staffing, the food bank will require additional equipment including funds towards a refrigerated box truck, an electric pallet jack (with scale) to accurately weigh inbound product and supplies used to safely sort through and manage food donations.

7.0 Education and Outreach Plan

Considering large scale participation in excess edible food recovery as directed by SB1383 is still a developing process, education and outreach to food waste generators and non-profit agencies informing about the law's requirements and targets is a vital element the implementation process. Abound Food Care recommends a detailed education and outreach program that fully utilizes public and private tools to effectively connect with food waste generators and the non-profit agencies participating in edible food recovery. Abound Food Care focuses on maximizing and aggregating outreach touchpoints by the jurisdiction, waste haulers, Abound's Outreach staff, and multiple food industry partners.

'Comprehensive Municipal Program' Abound recommends incorporating a comprehensive outreach plan that utilizes multiple municipal departments to provide education relative to SB1383 requirements and excess edible food donation.

- **Building and Planning Depts** provide Food Industry specific education materials at both the plan submission stage as well as the final building inspection phase for any new or remodel construction for food waste generators.
- **Public Works:** Public Works (Waste and Recycling) is the agency that shoulders the greatest burden of implementing SB 1383 along with their contract waste hauler(s). The use of public works staff and waste hauling staff assigned to that city to provide the initial outreach touchpoints that sets up additional touchpoints ultimately leading to program participation.
- **Parks & Recreation:** Parks and Recreation Departments can provide food waste and excess edible food donation information for any events held at municipal facilities.
- **Schools:** Most schools fall into the category of being Tier 2 waste generators. Additionally, California public schools have the ability to assist in identifying and serving underserved families (McKinny-Vento). Additionally, some school food production facilities can be used to repurpose excess edible food within its own system.
- **Utilities:** Municipal utility agencies (water, power) can assist by providing outreach information on utility statements/invoices.
- **Service and Trade Organizations:** Engaging with service and trade organizations within a municipality (Chamber of Commerce, Rotary, Kiwanis, etc.) is an effective way to connect with food waste generators as well as community leaders all of which help to promote the food recovery effort and increase access to volunteers.

- **Private Industry Participation:** Abound Food Care’s food industry partners who provide goods and services to permitted food establishments have been willing to assist in providing outreach utilizing their normal methods of communication with customers (CRM outreach campaigns, invoice messages, email, or text message campaign).
- **Environmental Health Dept:** The California Retail Food Code (CalCode) provides statewide food safety guidelines for local environmental health agencies. While Environmental Health Department participation varies, CalCode does provide language that informs permitted food establishments that food donation is allowed and mentions federal liability protection. In certain jurisdictions, listing this portion of CalCode means each inspection that takes place which includes the signature of a staff member translates into a verifiable outreach touchpoint. Other counties go further in allowing Environmental Health inspectors to provide outreach materials informing operators about local food donation programs.

The Team has prepared documents that can be used by HWMA and their member jurisdictions to outreach to generators about SB 1383 to ensure full compliance with the regulation. They can be downloaded and modified as needed from the following google drive.

https://drive.google.com/drive/folders/1GhaM_bMT9BRLeR3qEOCKnwLmI5IGZpqn?usp=sharing

8.0 Funding Recommendations

The funding recommendations have been provided based on the surveys of the Tier 1 and 2 generators, the detailed assessment of the food recovery agencies, and the information and documentation provided by Food for People. Given the phased SB 1383 requirements and the reality that pantries and the community are in a state of adjustment from COVID back to regular business operations, a phased funding approach allows Humboldt County to evaluate the program, track metrics for success and make adjustments as needed. Abound has determined that a short-term funding plan (12-24 months) with the expressed focus of bringing Tier 1 generators into compliance and preparing for Tier 2 compliance, and a long-term funding program (post 24months) is the most prudent next steps. It is our recommendation that Humboldt County create a funding mechanism for annual expenditures. These funding recommendations are provided below.

Funding Programs to Support Food Recovery Agencies

Short Term Funding Plan (12-24 months)

Long Term Funding Plan (+24 months)

Budget Item	Quantity	Approx. Price	Total	Notes	Quantity	Approx. Price	Total	Notes
Bench Scale	10	\$579	\$5,790	*One time costs		\$579		TBD
Briefcase Scales	28	\$111	\$3,108	*One time costs		\$111		TBD
Forklift	0	\$30,000*	\$30,000	*Potential one time cost Hoopa Valley Tribe Food Pantry. On tribal land so participation and funding voluntary. Not subject to SB1383 requirements		\$32,000		TBD
Food Recovery Supply Kits	84	\$150	\$12,600	Thermometers (\$65 each), freezer bags (\$40), freezer blanket (\$45) Three kits will be provided to each non-profit.	150	\$150	\$22,500	Thermometers (\$65 each), freezer bags (\$40), freezer blanket (\$45) Three kits will be provided to each non-profit. This accounts for replacement costs
Smallwares and Supplies	Varied	Misc	\$10,000	Hand carts (\$120), tables (\$60), canopies, boxes, shelving, bags, paper towels, gloves, etc.	Varied	Misc	\$10,000	Hand carts (\$120), tables (\$60), canopies, boxes, shelving, bags, paper towels, gloves, etc.
Third-party Food Safety Training/ Auditing	35	\$275	\$9,625	Audits to QC food pantry operations that provide training during the audit process.		\$275		TBD
E-Food Safety Training	112	\$7.95	\$890	2hr online food safety training program, or 4-5 people per pantry.	112	\$7.95	\$890	2hr online food safety training program, or 4-5 people per pantry.
Alternate Cold Storage	2	\$80,000.00	\$160,000	Third party or portable cold storage (purchase, rent or lease)	1	\$80,000	\$80,000	Third party or portable cold storage (purchase, rent or lease)
Increase Cold Storage Capacity - 3 door refrigerators	5	\$4,500	\$22,500	*One time costs. Based on pantry requests.		\$4,500		TBD
Increase Cold Storage Capacity -3 door freezers	4	\$5,600	\$22,400	*One time costs. Based on pantry requests.		\$5,600		TBD

Budget Item	Quantity	Approx. Price	Total	Notes	Quantity	Approx. Price	Total	Notes	
Refer Sprinter Van	1	\$52,000	\$52,000	Annual lease at an estimated \$2,167 per month	1	\$26,000		Annual lease at an estimated \$2,167 per month	
Backup Generator	1	\$8,000	\$8,000	*One time cost. Power Outages		\$8,000		TBD	
Software Program	1	\$20,000.00	\$20,000.00	This would be used to purchase operations software and donor tracking to pantries that requested assistance.	1	\$20,000.00	\$20,000.00	This would be used to assist in offsetting the cost of operations software and donor tracking to pantries that requested assistance.	
Third-party logistics	50,000	\$0.70	\$35,000.00	Would cover cost of third-party collecting food. In addition, this fund would be used to offset the cost of drivers and fuel from other non-profit members to provide third party logistics. (cost is \$0.70 per mile)		\$0.70	\$0.00	TBD	
Annual Food Bank Membership Cost	56	\$55.00	\$3,080.00	Offset the cost of membership to the Food for People Food Bank	56	\$55.00	\$3,080.00		
Program Administration Fee	1	\$120,000.00	\$120,000.00	Program Development and Oversight	1	\$132,000.00	\$132,000.00	Program Development and Oversight	
Total One Time Costs - Short-Term			\$61,798		Total Annual Long-Term Costs			\$268,470	
Total Annual Costs - Short Term (24 Months)			\$423,195						

Funding Programs to Support Food for People

Long Term Funding Plan (+24 months)

Budget Item	Quantity	Approx. Price	Total	Notes	Quantity	Approx. Price	Total	Notes	
Program Coordinator	468	\$28	\$13,104	Onboard and service the currently non-participating Tier 1 donors (contracting, site visits, donor relations)	327	\$30	\$9,810	Administration of onboarding and servicing selected Tier 2 generators (contracting, site visits, donor relations)	
Electric Pallet Jack w/ Scale	1	\$8,500	\$8,500	*one time cost. Based on Food for People request		\$8,500	\$0	TBD	
Warehouse Position	1560	\$24	\$37,440	Assist in sorting food donations and managing inventory	1092	\$26	\$28,392	Assist in sorting food donations and managing inventory	
Various Supplies	Various	\$3,000	\$3,000	Various supplies include thermal blankets, thermometers, and digital scales		\$3,000			
16' Refrigerated Box Truck w/ Liftgate	1	\$120,000	\$120,000	These funds will go towards the purchase of a 16' refrigerated box truck with liftgate		\$120,000			
Driver	2496	\$31	\$78,000	Assist in the collection of excess food from Tier 1 generators	1748	\$33	\$58,121	Assist in the collection of excess food from Tier 1 and select Tier 2 generators	
Total One Time Costs - Short-Term			\$131,500		Total One Time Costs - Long-Term (+24)			\$0	
Total Annual Costs - Short Term (24 Months)			\$128,544		Total Annual Costs - Long Term (+24 Months)			\$96,323	

Food Reprocessing Kitchen Pilot

Short Term Funding Plan (12-24 months)

Long Term Funding Plan (+24 months)

Budget Item	Quantity	Approx. Price	Total	Notes	Quantity	Approx. Price	Total	Notes
Food Reprocessing Kitchen- Pilot		\$125,000	\$0		1	\$125,000	\$125,000	Locations TBD. Considerations are in rural areas of the County in addition to supporting higher density regions that do not have sufficient pantry capacity.
Food Reprocessing Kitchen Coordinator - Pilot		\$28,000	\$0		1	\$28,000	\$28,000	
Total One Time Costs - Short Term			\$0		Total One Time Costs - LongTerm		\$125,000	
Total Annual Costs - Short Term (24 Months)			\$0		Total Annual Costs - Long Term (+24 Months)		\$28,000	



Appendices

Documents to follow separately.

DRAFT

**City of Eureka Zero Waste Action Plan:
Draft Action Items for Construction and Demolition (C&D) Waste**

Background:

- Based on the Humboldt Waste Management Authority waste characterization study (Cascadia 2021), 73% of Construction and Demolition (C&D) material thrown in the landfill in Humboldt* are considered potentially recoverable. Top 3 materials are Asphalt Composition Shingles, Wood Waste, and Clean Pallets. **Note: self-haul C&D data specific to Eureka only is unavailable.*
- The state mandates (through the CalGreen Building Code) that 65% of C&D waste must be recycled or reused through the jurisdiction's building permit process.
- The 2021 waste characterization study informs the City staff analysis of current (2022) efforts to reduce C&D waste, to identify which materials to target, and to determine the listed action items.

Information Gathering Process:

State and National Research

Staff have researched at the state and national level to understand trends in innovation and technology, state and national mandates, best practices, and more.

- CalRecycle
- Cal Green Building Code
- Cal Trans
- EPA
- National Asphalt Pavement Association
- The Green Book

Local Tours

Staff went on local tours of the most notable C & D recycling facilities that are serving our region. Understanding how disposal and recycling is currently working is paramount to understand where there is room for improvement. Many of the notable findings are a direct result of our one on one interviews and tours.

- Alves Inc. - 3/3/22 & 3/8/22
- Mercer Fraser - 3/17/22
- HWMA- 3/30/22
- Kernan- 4/27/22

Local Meetings:

Staff conducted meetings with all city staff and departments who oversee public works projects and public projects. Additionally, the Humboldt Builders Exchange (HBX) is considering this topic at their Board Meeting on 4/27 to discuss helping promote this project on their news bulletin, and whether they might be interested in hosting waste diversion classes. This was made possible by a meeting with Matt Grosjean, HBX Board Member.

- COE Public Works
- COE Engineering
- COE Building
- COE Planning
- CalRecycle
- Humboldt Builders Exchange
- Zero Waste Humboldt
- County Environmental Health

A survey targeted at the Construction Industry was released in early April to better understand current C&D diversion practices by the industry, reception of potential changes and sought feedback on the suggested action items below.

Promoted by:

- Social Media
- Flyers with all city building permits
- Handed out at HWMA
- Flyers at local construction related businesses
- Direct emails to 100+ local businesses
- Department wide e-news letter
- Radio PSA

Notable Findings:

- The State requires a certain percent of rubber in highway paving projects. While HWMA offers tire drop-off for recycling, the collected tires are sent out of area for recycling processing. Therefore, local projects import the shredded rubber for these projects. This could be an opportunity to fully recycle materials locally if there was local recycling processing of tires.
- Asphalt shingles are a common roofing material and can be recycled due to their asphalt content. Shingles can be diverted from the waste stream and transformed into asphalt base and pavement for streets and highways. Currently the state does not have specifications for this material and some major public improvement projects are unable to take advantage of this recycled product, and may be stifling future expansion of such recycled products.
- Current disposal options for C&D waste are spread throughout the county, there is no central place to drop it off. Which after speaking with local businesses, especially small self-owned and employed - this is very challenging and creates increased time, cost, and fuel to effectively dispose of materials.
- There is little recognition or promotion of the current C&D diversion activities going on. Materials like concrete, roofing materials, drywall, dirt, and wood all can be recycled locally, and some of which are even used in local projects creating a full circle recovery loop.
- Treated wood waste is difficult to recycle or reuse due to its toxicity
- More education about C&D materials disposal and recycling could be provided at City Building Permit counter and at HWMA

Suggested Action Items:

Short Term (1-2 Years)

- Develop a C&D waste management plan for all building and demolition permits to provide accountability to contractors to meet CalGreen Building Code and landfill diversion requirements.
- Develop educational materials about the requirements of the waste diversion elements of the Cal Green Building Code and provide a resource list of facilities that accept C & D materials to be reused or recycled.
- Create and promote a recognition program to highlight construction businesses who are successfully diverting waste as good examples in this industry sector.
- Identify opportunities for local recycling processing of tires in order to be used as feedstock for highway paving projects
- Advocate for state developed metrics of asphalt specifications for road base and paving

Mid Term (3-5 years)

- Identify and foster new markets and opportunities to expand options for recycling and reuse of C&D materials. Target the top 3 materials (Asphalt Composition Shingles, Wood Waste, and Clean Pallets) to start.
- Identify options for providing technical assistance during the permitting process specific to reducing C&D waste.

- Determine the viability of incorporating the requirements and expectations in the formal bid process for public works projects and award more value if the bid describes exceeding the minimums for C&D reuse and recycling
- Partner with local private, nonprofit, and public economic development agencies, workforce development, educational, and community organizations to jointly secure federal and state grants to support the infrastructure necessary for deconstruction and building materials reuse.

Long Term (5-10 years)

- Work with municipalities and stakeholders in the region to explore models and pilots for a local C & D material recycling or reuse center including encouraging small business opportunities that could use salvaged C&D material for resale or reuse.
- Review potential to provide franchised hauling services for C&D recycling
- Develop a C&D waste diversion certification training program that could be offered regularly

Next Steps:

This is a draft report sharing the most recent finding and conclusions on C&D waste in Eureka and suggested strategies to reduce waste. This is a work in progress and the final C&D section will be within the draft Zero Waste Action Plan which is tentatively scheduled for completion in Late Summer 2022.



Division of Environmental Health

100 H Street - Suite 100 - Eureka, CA 95501
Phone: 707-445-6215 - Toll Free: 800-963-9241
Fax: 707-441-5699
envhealth@co.humboldt.ca.us

Commercial and Residential Construction, Demolition & Inert (CDI) Waste Guide

- Waste resulting from all construction and demolition projects must be handled in accordance with state and local regulations.
- Household and hazardous wastes must be handled separately and are not acceptable as part of this waste stream.
- Mixed (unsorted) CDI waste must be transported to an approved disposal or transfer-processing facility.
- Materials to be recycled must be separated at the point of origin and taken to a legitimate CDI recycling center or CDI transfer- processing facility.
- Waste that is transported outside of Humboldt County for disposal at a permitted landfill must be accurately accounted for by weight. Copies of weight tickets generated at the landfill must be provided by the transporter to Humboldt Waste Management Authority (HWMA: 707-268-8680) for state-mandated waste generation tracking purposes and for payment of appropriate in-county waste generation fees.
- The applicant should have demonstrated proposed disposal/recycling plans for the proposed project at the time a building permit is obtained for construction and/or demolition.

Sites where CDI can be received and processed in Humboldt County

Recommendation: call in advance to ensure the site can accept your material and whether a fee will be charged

C&D Processing Facilities

- Alves Inc.
(707) 825-4725
4200 West End Road
Arcata, CA 95521
- Eel River Transportation & Salvage CDI
(707) 725-6530
850 Riverwalk Drive
Fortuna, CA 95540
- Kernen Construction in Blue Lake
(707) 826-8686
2350 Glendale Drive
McKinleyville, CA 95519
- Mercer-Fraser – Essex site
(707) 443-6371
90 Glendale Drive
Arcata, CA 95521
- Mercer- Fraser – Fortuna Plant A
(707) 443-6371
700 Riverwalk Drive
Fortuna, CA 95540
- Mercer- Fraser – Willow Creek Plant
(707) 443-6371
390 Highway 96
Willow Creek, CA 95573

Inert Debris Recycling Centers

- Alves Inc.
(707) 825-4725
200 West End Road
Arcata, CA 95521