

**TWELFTH AMENDMENT
AMENDED, RESTATED AND CONSOLIDATED SOLID WASTE COLLECTION
FRANCHISE AGREEMENT FOR THE UNINCORPORATED EUREKA, ARCATA, BLUE LAKE
AND FIELDBROOK AREAS OF HUMBOLDT COUNTY**

This Twelfth Amendment to the Amended, Restated and Consolidated Solid Waste Collection Franchise Agreement for the Unincorporated Eureka, Arcata, Blue Lake and Fieldbrook Areas of Humboldt County dated April 26, 2011, by and between the County of Humboldt, a political subdivision of the State of California, hereinafter referred to as "COUNTY," and Recology Humboldt County, a California corporation, hereinafter referred to as "CONTRACTOR," shall be effective as of July 1, 2019.

RECITALS

WHEREAS, on April 26, 2011, COUNTY and CONTRACTOR entered into an Amended and Restated Solid Waste Collection Franchise Agreement for the handling and disposal of solid waste and recyclables in the unincorporated Eureka area of Humboldt County ("Franchise Agreement"), for the period of January 1, 2011 to December 31, 2020; and

WHEREAS, COUNTY and CONTRACTOR subsequently amended the Franchise Agreement eleven (11) times, with the first two (2) amendments having an effective date of July 1, 2011, and the remainder having effective dates of July 1, 2012, July 1, 2013, July 1, 2014, October 1, 2014, July 1, 2015, July 1, 2016, July 1, 2017, July 1, 2018 and September 1, 2018; and

WHEREAS, pursuant to the July 1, 2017 amendment, COUNTY and CONTRACTOR amended the Franchise Agreement to include the Arcata, Blue Lake and Fieldbrook franchise areas; and

WHEREAS, the Franchise Agreement and state law allow for the adjustment of the Maximum Service Rates which may be charged by CONTRACTOR for the handling and disposal of solid waste and recyclables pursuant to the Franchise Agreement, such as annual index-based adjustments, changes in the franchise fee and/or the recycling percentage or changes in disposal and/or processing costs; and

WHEREAS, the parties desire to amend the Franchise Agreement in order to adjust the Maximum Service Rates charged by CONTRACTOR for the handling and disposal of solid waste and recyclables pursuant to the Franchise Agreement.


NOW THEREFORE, the parties mutually agree as follows:

1. The Maximum Service Rates which may be charged by CONTRACTOR pursuant to Section 14 of the Franchise Agreement shall be as shown in the modified version of Exhibit A – Maximum Service Rates, which is attached hereto and incorporated herein by reference. Such Maximum Service Rates shall supersede and replace all prior Maximum Service Rates set forth in the Franchise Agreement, and all previous amendments thereto, as of the effective date of this Twelfth Amendment.
2. Except as modified herein, the Franchise Agreement dated April 26, 2011, as previously amended, shall remain in full force and effect. In the event of a conflict between the provisions of this Twelfth Amendment and the original Franchise Agreement, or any prior amendments thereto, the provisions of this Twelfth Amendment shall govern. Capitalized terms used, but not defined, herein shall have the meanings given to them in the Franchise Agreement.


[Signatures on Following Page]


IN WITNESS WHEREOF, the parties hereto have entered into this Twelfth Amendment as of the last date indicated below.

RECOLOGY HUMBOLDT COUNTY:

By: 
Michael J. Sangiacomo
President and Chief Executive Officer

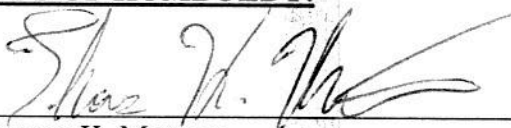
Date: 6/17/19

By: 
Cary Chen
Corporate Secretary

Recology
Reviewed by:

Legal

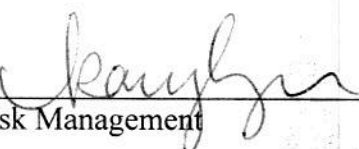
Date: 6/17/19

COUNTY OF HUMBOLDT:

By: 
Thomas K. Mattson
Franchise Contract Administrator

Date: 6/20/19

INSURANCE CERTIFICATES APPROVED:

By: 
Risk Management

Date: 6/21/19

LIST OF EXHIBITS:

Exhibit A – Maximum Service Rates

EXHIBIT A: MID-COUNTY FRANCHISE RATES

TYPE OF SERVICE	1		2		3		4		5		6		7		8		9		10		11		12		13		14		15		16		FREQUENCY OF SERVICE
	PRIOR YR	BASE RATE	ADD'L	CONTR.	ONE	CONTR.	ONE	CONTR.	ONE	CONTR.	ONE	CONTR.	ONE	CONTR.	ONE	CONTR.	ONE	CONTR.	ONE	CONTR.	ONE	CONTR.	ONE	CONTR.	ONE	CONTR.	ONE	CONTR.	ONE	CONTR.			

TYPE OF SERVICE	1		2		3		4		5		6		7		8		9		10		11		12		13		14		15		16		FREQUENCY OF SERVICE
	PRIOR YR	BASE RATE	ADD'L	CONTR.	ONE	CONTR.	ONE	CONTR.	ONE	CONTR.	ONE	CONTR.	ONE	CONTR.	ONE	CONTR.	ONE	CONTR.	ONE	CONTR.	ONE	CONTR.	ONE	CONTR.	ONE	CONTR.	ONE	CONTR.	ONE	CONTR.			

TYPE OF SERVICE	1		2		3		4		5		6		7		8		9		10		11		12		13		14		15		16		FREQUENCY OF SERVICE
	PRIOR YR	BASE RATE	ADD'L	CONTR.	ONE	CONTR.	ONE	CONTR.	ONE	CONTR.	ONE	CONTR.	ONE	CONTR.	ONE	CONTR.	ONE	CONTR.	ONE	CONTR.	ONE	CONTR.	ONE	CONTR.	ONE	CONTR.	ONE	CONTR.	ONE	CONTR.			

TYPE OF SERVICE	1		2		3		4		5		6		7		8		9		10		11		12		13		14		15		16		FREQUENCY OF SERVICE
	PRIOR YR	BASE RATE	ADD'L	CONTR.	ONE	CONTR.	ONE	CONTR.	ONE	CONTR.	ONE	CONTR.	ONE	CONTR.	ONE	CONTR.	ONE	CONTR.	ONE	CONTR.	ONE	CONTR.	ONE	CONTR.	ONE	CONTR.	ONE	CONTR.	ONE	CONTR.			

TYPE OF SERVICE	1		2		3		4		5		6		7		8		9		10		11		12		13		14		15		16		FREQUENCY OF SERVICE
	PRIOR YR	BASE RATE	ADD'L	CONTR.	ONE	CONTR.	ONE	CONTR.	ONE	CONTR.	ONE	CONTR.	ONE	CONTR.	ONE	CONTR.	ONE	CONTR.	ONE	CONTR.	ONE	CONTR.	ONE	CONTR.	ONE	CONTR.	ONE	CONTR.	ONE	CONTR.			

TYPE OF SERVICE	1		2		3		4		5		6		7		8		9		10		11		12		13		14		15		16		FREQUENCY OF SERVICE
	PRIOR YR	BASE RATE	ADD'L	CONTR.	ONE	CONTR.	ONE	CONTR.	ONE	CONTR.	ONE	CONTR.	ONE	CONTR.	ONE	CONTR.	ONE	CONTR.	ONE	CONTR.	ONE	CONTR.	ONE	CONTR.	ONE	CONTR.	ONE	CONTR.	ONE	CONTR.			

TYPE OF SERVICE	1		2		3		4		5		6		7		8		9		10		11		12		13		14		15		16		FREQUENCY OF SERVICE
	PRIOR YR	BASE RATE	ADD'L	CONTR.	ONE	CONTR.	ONE	CONTR.	ONE	CONTR.	ONE	CONTR.	ONE	CONTR.	ONE	CONTR.	ONE	CONTR.	ONE	CONTR.	ONE	CONTR.	ONE	CONTR.	ONE	CONTR.	ONE	CONTR.	ONE	CONTR.			

TYPE OF SERVICE	1		2		3		4		5		6		7		8		9		10		11		12		13		14		15		16		FREQUENCY OF SERVICE
	PRIOR YR	BASE RATE	ADD'L	CONTR.	ONE	CONTR.	ONE	CONTR.	ONE	CONTR.	ONE	CONTR.	ONE	CONTR.	ONE	CONTR.	ONE	CONTR.	ONE	CONTR.	ONE	CONTR.	ONE	CONTR.	ONE	CONTR.	ONE	CONTR.	ONE	CONTR.			

Mid County Proposed Rate Schedules - July 1, 2019 - New Rates

BLUE LAKE / FIELDBROOK / ARCATATA AREAS

EXHIBIT A: MID-COUNTY FRANCHISE RATES

TYPE OF SERVICE	1		2		3		4		5		6		7		8		9		10		11		12		13		14		15		16		FREQUENCY OF SERVICE
	PRIOR YR BASE RATE	Add'l cont.	LABOR	Add'l cont.	FUEL	Add'l cont.	NOS	Add'l cont.	BASE RATE	Add'l cont.	DISPOSAL FEES	Add'l cont.	RCY Processing	Add'l cont.	COMBINED RATE	Add'l cont.																	
2.5 CY	\$353.15		\$182.90		\$17.37		\$186.67		\$366.94		\$153.90		\$192.71		\$540.05																	ONCE PER WEEK	
	\$641.41		\$295.53		\$31.57		\$339.34		\$666.44		\$307.80		\$361.96		\$1,010.20																	2x per week	
	\$929.78		\$428.24		\$45.74		\$492.07		\$966.05		\$461.70		\$562.71		\$1,480.46																	3x per week	
	\$1,218.17		\$560.92		\$59.93		\$644.84		\$1,265.69		\$615.60		\$691.47		\$1,950.76																	4x per week	
	\$1,506.37		\$693.51		\$74.12		\$797.97		\$1,565.14		\$769.50		\$862.22		\$2,420.86																	5x per week	
3.0 CY	\$1,794.86		\$828.26		\$88.36		\$950.27		\$1,864.89		\$923.40		\$1,027.97		\$2,891.26																	6x per week	
	\$394.06		\$181.60		\$19.37		\$208.46		\$409.43		\$184.68		\$219.22		\$616.03																	ONCE PER WEEK	
	\$719.47		\$331.21		\$35.41		\$380.92		\$747.54		\$369.36		\$417.25		\$1,158.15																	2x per week	
	\$1,045.15		\$480.93		\$51.44		\$553.56		\$1,085.93		\$554.04		\$602.88		\$1,700.55																	3x per week	
	\$1,370.67		\$630.58		\$67.48		\$726.08		\$1,424.14		\$738.72		\$791.01		\$2,242.77																	4x per week	
	\$1,696.04		\$780.18		\$83.51		\$898.52		\$1,762.21		\$923.40		\$992.23		\$2,784.84																	5x per week	
4.0 CY	\$2,021.76		\$929.87		\$99.57		\$1,071.20		\$2,100.64		\$1,108.08		\$1,189.57		\$3,327.29																	6x per week	
	\$503.13		\$231.74		\$24.76		\$266.27		\$522.77		\$246.24		\$281.30		\$797.40																		ONCE PER WEEK
	\$928.42		\$427.19		\$45.72		\$491.73		\$964.64		\$492.48		\$529.20		\$1,510.95																		2x per week
	\$1,353.52		\$622.56		\$66.66		\$717.10		\$1,406.32		\$738.72		\$812.20		\$2,224.30																		3x per week
	\$1,778.81		\$818.01		\$87.61		\$942.58		\$1,848.20		\$984.96		\$1,049.70		\$2,937.86																		4x per week
	\$2,204.25		\$1,013.51		\$108.60		\$1,168.14		\$2,290.25		\$1,231.20		\$1,310.14		\$3,651.59																		5x per week
5.0 CY	\$2,629.38		\$1,298.89		\$129.54		\$1,393.53		\$2,731.96		\$1,477.44		\$1,575.82		\$4,364.98																		6x per week
	\$607.49		\$279.69		\$29.91		\$321.59		\$631.19		\$307.80		\$344.67		\$973.66																		ONCE PER WEEK
	\$1,176.81		\$541.59		\$57.94		\$623.19		\$1,222.72		\$615.60		\$671.90		\$1,906.22																		2x per week
	\$1,648.72		\$758.06		\$81.19		\$873.79		\$1,713.04		\$923.40		\$973.44		\$2,733.88																		3x per week
	\$2,169.45		\$997.24		\$106.88		\$1,149.96		\$2,254.08		\$1,231.20		\$1,298.61		\$3,614.11																		4x per week
	\$2,690.10		\$1,236.45		\$132.54		\$1,426.05		\$2,795.04		\$1,539.00		\$1,600.21		\$4,494.25																		5x per week
6.0 CY	\$3,210.79		\$1,475.67		\$158.21		\$1,702.17		\$3,336.05		\$1,846.80		\$1,911.30		\$5,374.44																		6x per week
	\$708.72		\$326.69		\$34.94		\$375.78		\$737.41		\$369.36		\$401.88		\$1,147.65																		ONCE PER WEEK
	\$1,323.56		\$608.59		\$65.20		\$701.41		\$1,375.20		\$738.72		\$791.12		\$2,192.04																		2x per week
	\$1,937.70		\$890.63		\$95.45		\$1,027.21		\$2,013.29		\$1,108.08		\$1,175.88		\$3,236.75																		3x per week
	\$2,551.60		\$1,172.56		\$125.72		\$1,352.85		\$2,651.13		\$1,477.44		\$1,547.44		\$4,281.20																		4x per week
	\$3,165.52		\$1,454.51		\$155.99		\$1,678.51		\$3,289.01		\$1,846.80		\$1,919.86		\$5,325.69																		5x per week
7.0 CY	\$3,779.48		\$1,736.47		\$188.25		\$2,004.19		\$3,926.91		\$2,216.16		\$2,277.13		\$6,370.20																		6x per week
	\$800.62		\$368.33		\$39.41		\$424.11		\$831.85		\$430.92		\$461.84		\$1,309.42																		ONCE PER WEEK
	\$1,497.66		\$688.31		\$73.78		\$794.00		\$1,556.09		\$861.84		\$901.48		\$2,507.31																		2x per week
	\$2,194.78		\$1,008.32		\$108.16		\$1,163.91		\$2,280.39		\$1,292.76		\$1,332.12		\$3,705.27																		3x per week
	\$2,892.00		\$1,328.35		\$142.55		\$1,533.91		\$3,004.81		\$1,723.68		\$1,774.84		\$4,903.34																		4x per week
	\$3,588.80		\$1,648.21		\$176.91		\$1,903.68		\$3,728.80		\$2,154.60		\$2,177.80		\$6,100.98																		5x per week
	\$4,286.13		\$1,968.33		\$211.28		\$2,273.71		\$4,453.32		\$2,585.52		\$2,601.32		\$7,299.16																		6x per week
																																	TOTAL:
15 YD	\$371.94		\$170.94		\$18.35		\$197.16		\$386.45		\$213.09		\$227.15		\$621.70																		Per pick up to 1.515 Tons
18 YD	\$396.35		\$181.83		\$19.53		\$210.44		\$411.80		\$255.71		\$264.30		\$692.21																		Per pick up to 1.818 Tons
20 YD	\$412.60		\$189.02		\$20.36		\$219.32		\$428.70		\$284.13		\$292.39		\$739.22																		Per pick up to 2.016 Tons
30 YD	\$493.75		\$224.76		\$24.50		\$263.75		\$513.01		\$426.19		\$441.65		\$974.05																		Per pick up to 4.0392 Tons
40 YD	\$575.21		\$260.87		\$28.59		\$308.18		\$597.64		\$568.25		\$591.92		\$1,209.21																		Per pick up to 4.0392 Tons
																																	per ton for overweight

EXHIBIT A: MID-COUNTY FRANCHISE RATES

BLUE LAKE / FIELDBROOK / ARCATATA AREAS

TABLE 3 BIN RENTAL RATES

	PRIOR YEAR		CURRENT YEAR	
	Monthly	Daily	Monthly	Daily
1 YARD	\$33.81	N/A	\$35.12	N/A
1.5 YARD	\$33.81	N/A	\$35.12	N/A
2 YARD	\$33.81	N/A	\$35.12	N/A
2.5 YARD	\$33.81	N/A	\$35.12	N/A
3 YARD	\$33.81	N/A	\$35.12	N/A
4 YARD	\$33.81	N/A	\$35.12	N/A
5 YARD	\$33.81	N/A	\$35.12	N/A
6 YARD	\$33.81	N/A	\$35.12	N/A
7 YARD	\$33.81	N/A	\$35.12	N/A
15 YARD	\$212.25	\$30.12	\$220.44	\$31.28
20 YARD	\$212.25	\$30.12	\$220.44	\$31.28
40 YARD	\$212.25	\$30.12	\$220.44	\$31.28

TABLE 4 CHARGES FOR SPECIAL SERVICES

PER HOUR FOR ONE (1) MAN AND ONE (1) TRUCK:	\$124.88	
OR	\$40.56 WHICH EVER IS GREATER	
PER CUBIC YARD PICKUP	\$12.25	BASE. + \$14.21 DISPOSAL
OCCASIONAL USE CONTAINERS: (includes container rental)	1.0 YD:	\$43.69 TO DELIVER TO SITE, PLUS \$59.56 PER EMPTY
		BASE. + \$14.21 DISPOSAL
REINSTATEMENT OF SERVICE		\$25.00
SPECIAL COLLECTION AFTER IMPROPER SET-OUT		\$25.00
SENIOR SERVICE RATE		\$13.80

SPECIAL SERVICE FOR BULKY ITEMS & APPLIANCES:
\$62.80 PER STOP, PLUS "PASS-THROUGH" COST OF DISPOSAL OR RECYCLING

TABLE 5

RECYCLING SERVICE	Weekly	\$5.04	per month
GREEN WASTE SERVICE	Weekly	\$5.04	per month

EXHIBIT A: MID-COUNTY FRANCHISE RATES

TYPE OF SERVICE	1		2		3		4		5		6		7		8		9		10		11		12		13		14		15		16		FREQUENCY OF SERVICE
	PRIOR YR	BASE RATE	One cont.	Add'l cont.	One cont.	Add'l cont.	One cont.	Add'l cont.	One cont.	Add'l cont.	One cont.	Add'l cont.	One cont.	Add'l cont.	One cont.	Add'l cont.	One cont.	Add'l cont.	One cont.	Add'l cont.	One cont.	Add'l cont.	One cont.	Add'l cont.	One cont.	Add'l cont.	One cont.	Add'l cont.	One cont.	Add'l cont.			

TYPE OF SERVICE	1		2		3		4		5		6		7		8		9		10		11		12		13		14		15		16		FREQUENCY OF SERVICE
	PRIOR YR	BASE RATE	One cont.	Add'l cont.	One cont.	Add'l cont.	One cont.	Add'l cont.	One cont.	Add'l cont.	One cont.	Add'l cont.	One cont.	Add'l cont.	One cont.	Add'l cont.	One cont.	Add'l cont.	One cont.	Add'l cont.	One cont.	Add'l cont.	One cont.	Add'l cont.	One cont.	Add'l cont.	One cont.	Add'l cont.	One cont.	Add'l cont.			
20 Gallon Cart	\$18.37	\$16.24			\$8.61	\$7.59	\$1.14	\$1.03	\$0.35	\$8.26	\$19.10	\$16.88	\$6.41	\$6.38	\$0.94	\$0.86	\$26.45	\$24.12	Weekly														
30 Gallon Cart	\$27.33	\$23.99			\$12.77	\$11.21	\$1.75	\$1.55	\$13.90	\$12.19	\$28.42	\$24.95	\$9.60	\$9.55	\$1.40	\$1.27	\$39.42	\$35.77	Weekly														
48 Gallon Cart	\$37.13	\$32.48			\$17.39	\$15.19	\$2.37	\$2.09	\$18.84	\$16.49	\$38.60	\$33.77	\$15.28	\$15.22	\$1.90	\$1.81	\$55.87	\$50.80	Weekly														
64 Gallon Cart	\$48.50	\$43.00			\$22.69	\$20.09	\$3.14	\$2.79	\$24.60	\$21.83	\$50.43	\$44.71	\$20.35	\$20.29	\$2.61	\$2.40	\$73.39	\$67.40	Weekly														
93 Gallon Toter	\$63.63	\$54.98			\$29.78	\$25.70	\$4.09	\$3.59	\$32.30	\$27.89	\$66.17	\$57.18	\$29.50	\$29.39	\$3.53	\$3.20	\$99.20	\$89.77	Weekly														
OCCASIONAL 30 gal.	\$10.13	\$0.00			\$4.75		\$0.63		\$5.15		\$10.53		\$2.26		\$0.47		\$13.26	\$0.00	Per pick-up														

TYPE OF SERVICE	1		2		3		4		5		6		7		8		9		10		11		12		13		14		15		16		FREQUENCY OF SERVICE
	PRIOR YR	BASE RATE	One cont.	Add'l cont.	One cont.	Add'l cont.	One cont.	Add'l cont.	One cont.	Add'l cont.	One cont.	Add'l cont.	One cont.	Add'l cont.	One cont.	Add'l cont.	One cont.	Add'l cont.	One cont.	Add'l cont.	One cont.	Add'l cont.	One cont.	Add'l cont.	One cont.	Add'l cont.	One cont.	Add'l cont.	One cont.	Add'l cont.			
20 Gallon Cart	\$19.79	\$17.05			\$9.26	\$7.98	\$1.25	\$1.08	\$10.07	\$8.67	\$20.58	\$17.73	\$6.42	\$6.39	\$0.99	\$0.89	\$27.99	\$25.01	Weekly														
30 Gallon Cart	\$29.67	\$25.32			\$13.88	\$11.84	\$1.89	\$1.60	\$15.08	\$12.26	\$30.85	\$26.32	\$9.63	\$9.57	\$1.09	\$1.77	\$41.97	\$49.90	Twice Weekly														
40 Gallon Cart	\$39.28	\$30.47			\$18.97	\$16.16	\$2.57	\$2.23	\$20.57	\$17.53	\$42.11	\$35.92	\$15.33	\$15.26	\$1.49	\$1.32	\$56.01	\$63.31	Weekly														
64 Gallon Cart	\$49.50	\$34.54			\$24.45	\$21.93	\$3.31	\$3.00	\$28.46	\$23.76	\$54.22	\$48.89	\$20.40	\$20.33	\$2.11	\$1.89	\$77.37	\$83.88	Twice Weekly														
93 Gallon Cart	\$70.13	\$60.56			\$32.80	\$28.31	\$4.49	\$3.92	\$35.63	\$30.74	\$72.92	\$62.97	\$29.58	\$29.47	\$3.78	\$3.41	\$106.28	\$106.28	Weekly														
OCCASIONAL 30 gal.	\$140.30	\$121.32			\$65.66	\$56.75	\$8.99	\$7.85	\$71.23	\$61.55	\$145.88	\$126.15	\$58.17	\$58.93	\$7.66	\$6.83	\$212.61	\$191.91	Twice Weekly														

TYPE OF SERVICE	1		2		3		4		5		6		7		8		9		10		11		12		13		14		15		16		FREQUENCY OF SERVICE
	PRIOR YR	BASE RATE	One cont.	Add'l cont.	One cont.	Add'l cont.	One cont.	Add'l cont.	One cont.	Add'l cont.	One cont.	Add'l cont.	One cont.	Add'l cont.	One cont.	Add'l cont.	One cont.	Add'l cont.	One cont.	Add'l cont.	One cont.	Add'l cont.	One cont.	Add'l cont.	One cont.	Add'l cont.	One cont.	Add'l cont.	One cont.	Add'l cont.			
20 Gallon Cart	\$207.90	\$97.43			\$174.47	\$189.24	\$105.69	\$216.16	\$64.95	\$129.36	\$19.01	\$19.01	\$35.57	\$35.57	\$19.01	\$19.01	\$780.44	\$780.44	2x per week														
30 Gallon Cart	\$537.60	\$251.80			\$329.01	\$44.49	\$33.99	\$33.99	\$273.18	\$258.18	\$56.97	\$56.97	\$193.76	\$193.76	\$27.71	\$27.71	\$1,025.04	\$1,025.04	3x per week														
40 Gallon Cart	\$867.51	\$406.28			\$483.55	\$65.47	\$54.97	\$54.97	\$440.75	\$402.00	\$92.00	\$92.00	\$322.60	\$322.60	\$43.06	\$43.06	\$1,269.68	\$1,269.68	4x per week														
1.5 CY	\$1,032.59	\$300.88			\$704.01	\$217.49	\$229.68	\$229.68	\$483.13	\$483.13	\$192.87	\$192.87	\$289.38	\$289.38	\$24.01	\$24.01	\$700.91	\$700.91	5x per week														
2.0 CY	\$1,342.89	\$930.75			\$540.47	\$435.63	\$59.45	\$59.45	\$472.69	\$472.69	\$967.77	\$967.77	\$385.75	\$385.75	\$48.07	\$48.07	\$1,403.39	\$1,403.39	6x per week														
ONCE PER WEEK	\$311.46	\$628.41			\$145.80	\$19.89	\$158.15	\$158.15	\$840.31	\$840.31	\$128.59	\$128.59	\$469.10	\$469.10	\$16.03	\$16.03	\$1,744.89	\$1,744.89	ONCE PER WEEK														
ONCE PER WEEK	\$808.14	\$377.81			\$261.91	\$36.04	\$410.19	\$410.19	\$840.31	\$840.31	\$256.41	\$256.41	\$869.30	\$869.30	\$38.04	\$38.04	\$1,269.68	\$1,269.68	ONCE PER WEEK														
ONCE PER WEEK	\$1,056.40	\$493.92			\$609.87	\$84.56	\$1,306.45	\$1,306.45	\$662.02	\$662.02	\$1,098.46	\$1,098.46	\$2,069.95	\$2,069.95	\$73.06	\$73.06	\$2,470.41	\$2,470.41	ONCE PER WEEK														
ONCE PER WEEK	\$1,553.02	\$725.98			\$100.73	\$788.14	\$1,614.85	\$1,614.85	\$767.65	\$767.65	\$1,979.41	\$1,979.41	\$2,470.41	\$2,470.41	\$87.91	\$87.91	\$2,470.41	\$2,470.41	ONCE PER WEEK														

EXHIBIT A: MID-COUNTY FRANCHISE RATES

EUREKA AREA (EOC)

TABLE 3 BIN RENTAL RATES

	PRIOR YEAR		CURRENT YEAR	
	Monthly	Daily	Monthly	Daily
1 YARD	\$36.59	N/A	\$39.14	N/A
1.5 YARD	\$36.59	N/A	\$39.14	N/A
2 YARD	\$36.59	N/A	\$39.14	N/A
2.5 YARD	\$36.59	N/A	\$39.14	N/A
3 YARD	\$36.59	N/A	\$39.14	N/A
4 YARD	\$36.59	N/A	\$39.14	N/A
5 YARD	\$36.59	N/A	\$39.14	N/A
6 YARD	\$36.59	N/A	\$39.14	N/A
7 YARD	\$36.59	N/A	\$39.14	N/A
15 YARD	\$229.75	\$32.60	\$245.78	\$34.87
20 YARD	\$229.75	\$32.60	\$245.78	\$34.87
40 YARD	\$229.75	\$32.60	\$245.78	\$34.87

TABLE 4 CHARGES FOR SPECIAL SERVICES
 PER HOUR FOR ONE (1) MAN AND ONE (1) TRUCK: **\$135.18**

PER CUBIC YARD PICKUP **\$43.92** WHICH EVER IS GREATER
 OR **\$13.25** BASE. + **\$14.21** DISPOSAL

OCCASIONAL USE CONTAINERS: 1.0 YD: **\$47.30** TO DELIVER TO SITE, PLUS **\$64.48** PER EMPTY
 (includes container rental) **\$33.84** BASE. + **\$14.21** DISPOSAL

REINSTATEMENT OF SERVICE **\$25.00**

SPECIAL COLLECTION AFTER IMPROPER SET-OUT **\$25.00**

SENIOR SERVICE RATE **\$14.94**

SPECIAL SERVICE FOR BULKY ITEMS & APPLIANCES:
\$67.98

TABLE 5	RECYCLING SERVICE	Weekly	\$5.45	per month
	GREEN WASTE SERVICE	Weekly	\$5.45	per month

City Garbage

DISPOSAL RATES FOR VARIOUS CONTAINER SIZES

Size	Ton #/gal: 202#/yd	HWMA Disposal Rate	Rate/container	Monthly Rate/ container	Rate/container with 9% fran. fee	Monthly rate/ container w 9%
20 Gallons	0.0100	\$129.01	1.29	5.59	1.41	6.10
30 Gallons	0.0150	\$129.01	1.94	8.39	2.11	9.14
48 Gallons	0.0240	\$129.01	3.10	13.42	3.38	14.63
55 Gallons	0.0275	\$129.01	3.55	15.37	3.87	16.76
64 Gallons	0.0320	\$129.01	4.13	17.89	4.50	19.50
90 Gallons	0.0450	\$129.01	5.81	25.16	6.33	27.43
93 Gallons	0.0465	\$129.01	6.00	26.00	6.54	28.34
1.0 Cubic Yard	0.1010	\$129.01	13.03	56.46	14.21	61.56
1.5 Cubic Yards	0.1515	\$129.01	19.55	84.70	21.31	92.34
2.0 Cubic Yards	0.2020	\$129.01	26.06	112.93	28.41	123.12
2.5 Cubic Yards	0.2525	\$129.01	32.58	141.16	35.52	153.90
3.0 Cubic Yards	0.3030	\$129.01	39.09	169.39	42.62	184.68
4.0 Cubic Yards	0.4040	\$129.01	52.12	225.85	56.83	246.24
5.0 Cubic Yards	0.5050	\$129.01	65.15	282.32	71.03	307.80
10 Cubic Yards	1.0100	\$129.01	130.30	564.63	142.06	615.61
12 Cubic Yards	1.2120	\$129.01	156.36	677.56	170.48	738.73
14 Cubic Yards	1.4140	\$129.01	182.42	790.49	198.89	861.85
15 Cubic Yards	1.5150	\$129.01	195.45	846.95	213.09	923.41
18 Cubic Yards	1.8180	\$129.01	234.54	1016.34	255.71	1,108.09
20 Cubic Yards	2.0200	\$129.01	260.60	1129.27	284.13	1,231.21
30 Cubic Yards	3.0300	\$129.01	390.90	1693.90	426.19	1,846.82
40 Cubic Yards	4.0400	\$129.01	521.20	2258.54	568.25	2,462.42

Recology Humboldt County
Annual Rate Adjustment & Rate Application
Cost of Living Indices
Rates to Become Effective July 1, 2019

Labor Escalating Costs

Employee Cost Indexes - Total Compensation, Private Industry, Union, Svc. Providing Industry

Series ID: CIU201S000000510I

Index:	December 2018	142.8	
Index:	December 2017	137.1	
		5.7	
Change in Index:		5.7	
% Change in Index	5.7 / 137.1	=	4.1575%

Factor for Labor Escalating Costs	1.0000	+	0.0416	=	1.0416
Weighted Average (Based on Base Rate Allocations)					0.3618

Fuel Escalating Costs

U.S. Department of Energy - Energy Information Administration - California On-Highway #2 Diesel Price

Index:	December 2018	3.858	
Index:	December 2017	3.559	
		0.299	
Change in Index:		0.299	
% Change in Index	0.299 / 3.559	=	8.4012%

Factor for Fuel Escalating Costs	1.0000	+	0.0840	=	1.0840
Weighted Average (Based on Base Rate Allocations)					0.0579

Other, N.O.S. Escalating Costs

Producer Price Index - Industry Data , Waste Collection

Series ID: PCU5621--5621--

Index:	December 2018	141.5	
Index:	December 2017	137.0	
		4.5	
Change in Index:		4.5	
% Change in Index	4.5 / 137	=	3.2847%

Factor for Other Escalating Costs	1.0000	+	0.0328	=	1.0328
Weighted Average (Based on Base Rate Allocations)					0.6189
Weighted Average Total - Applied to Base Rate and Processing					3.86%