

**AMENDMENT TO AGREEMENT  
FOR THE FERNDALE AND FORTUNA AREAS OF HUMBOLDT COUNTY**

This is an amendment to the Agreement entered into on October 16, 2008 by and between the County of Humboldt (COUNTY) and Eel River Disposal and Resource Recovery, Inc. (CONTRACTOR). The effective date of this Amendment is July 1, 2009.

**RECITALS**

WHEREAS, COUNTY and CONTRACTOR have entered into an Agreement for the handling and disposal of solid waste; and

WHEREAS, said Agreement and State law allow for the adjustment of rates charged by CONTRACTOR for the handling of solid waste pursuant to said Agreement; and


WHEREAS, said Agreement provides for an annual adjustment to the collection rates, effective on July 1, based on the Consumer Price Index and cost of diesel fuel in the California region.

NOW, THEREFORE, IT IS AGREED as follows:

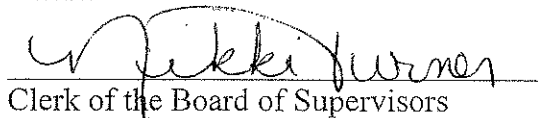
1. RATE DECREASE The rates which may be charged by CONTRACTOR pursuant to the rate provisions of the above-referenced Agreement shall be as shown in the attached Exhibit A, effective July 1, 2009. These rates reflect a decrease due to the annual adjustment for changes in the Consumer Price Index and a reduction in the cost of diesel fuel in the California region.
2. Except as modified herein, the October 16, 2008 Agreement shall remain in full force and effect. In the event of a conflict between the provisions of this amendment and the original agreement, the provisions of this amendment shall govern.

IN WITNESS WHEREOF, the parties hereto have executed this amendment on the date set forth above.


**COUNTY OF HUMBOLDT**

  
Chair, County Board of Supervisors


Attest:

  
Clerk of the Board of Supervisors

APPROVED AS TO FORM:

BY:   
Deputy County Counsel

INSURANCE certificates reviewed and APPROVED:

BY: 

**EEL RIVER DISPOSAL AND RESOURCE RECOVERY, INC.**

  
BY: Harry A. Hardin

TITLE: President

BY:   
Karen Smith

TITLE: Office Manager

**EXHIBIT A: FORTUNA/FERNDALDE AREA FRANCHISE RATES (Revised)**

Based on Tip Fee/Ton at ERD TS of: 123.00

EFFECTIVE JULY 1, 2009 TO JUNE 30, 2010

Type of Service	1		2		3		4		5		6		7		8	
	Prior Year Base All Other	Fuel	Prior Year Base All Other	Fuel	CPI Adj.	Fuel Adj.	Fuel Adj.	Fuel Adj.	Current Year Base All Other	Fuel	Current Year Base Fuel	Disposal Rate	Combined Rate (5+6+7)	Frequency of Service		
					2.2707%	-32.2476%			(1x3)	(2x4)						

**TABLE 1 CAN RATES**

20 Gallon Can	\$ 7.61	\$ 2.02	\$ 7.78	\$ 1.37	\$ 5.61	\$ 14.76	Weekly
32 Gallon Can	\$ 11.48	\$ 3.05	\$ 11.74	\$ 2.07	\$ 8.42	\$ 22.22	Weekly
OCCASIONAL 30 Gal.	\$ 3.52	\$ 0.94	\$ 3.60	\$ 0.64	\$ 1.94	\$ 6.18	Per pick-up

**TABLE 2 LARGE CONTAINERS Monthly service with bin**

1.0 CY	\$ 27.15	\$ 7.22	\$ 27.77	\$ 4.89	\$ 56.67	\$ 89.32	Once Per Week
1.0 CY	\$ 54.17	\$ 14.40	\$ 55.40	\$ 9.76	\$ 113.33	\$ 178.49	Twice Per Week
1.5 CY	\$ 40.63	\$ 10.80	\$ 41.55	\$ 7.32	\$ 85.00	\$ 133.87	Once Per Week
1.5 CY	\$ 81.17	\$ 21.58	\$ 83.01	\$ 14.62	\$ 170.00	\$ 267.63	Twice Per Week
2.0 CY	\$ 49.44	\$ 13.14	\$ 50.56	\$ 8.90	\$ 113.33	\$ 172.80	Once Per Week
2.0 CY	\$ 98.68	\$ 26.23	\$ 100.92	\$ 17.77	\$ 226.67	\$ 345.36	Twice Per Week
3.0 CY	\$ 66.91	\$ 17.79	\$ 68.43	\$ 12.05	\$ 170.00	\$ 250.48	Once Per Week
3.0 CY	\$ 133.79	\$ 35.56	\$ 136.83	\$ 24.09	\$ 340.00	\$ 500.92	Twice Per Week
4.0 CY	\$ 84.48	\$ 22.46	\$ 86.40	\$ 15.22	\$ 226.67	\$ 328.28	Once Per Week
4.0 CY	\$ 168.86	\$ 44.89	\$ 172.69	\$ 30.41	\$ 453.33	\$ 656.44	Twice Per Week
6.0 CY	\$ 84.56	\$ 22.48	\$ 86.48	\$ 15.23	\$ 340.00	\$ 441.71	Once Per Week
6.0 CY	\$ 168.86	\$ 44.89	\$ 172.69	\$ 30.41	\$ 680.00	\$ 883.10	Twice Per Week
8.0 CY	\$ 84.56	\$ 22.48	\$ 86.48	\$ 15.23	\$ 453.33	\$ 555.04	Once Per Week
8.0 CY	\$ 168.86	\$ 44.89	\$ 172.69	\$ 30.41	\$ 906.66	\$ 1,109.77	Twice Per Week

**LARGE CONTAINERS Per Pick up rates for one container for 7 day rental**

20 YD	\$ 253.24	\$ 67.32	\$ 258.99	\$ 45.61	\$ 261.54	\$ 566.14	Per Ton
40 YD	\$ 361.82	\$ 96.18	\$ 370.04	\$ 65.16	\$ 523.07	\$ 958.27	Per Ton

**EXHIBIT A: FORTUNA/FERNDALDE AREA FRANCHISE RATES (Revised)**  
 EFFECTIVE JULY 1, 2009 TO JUNE 30, 2010

Based on Tip Fee/Ton at ERD TS of: 123.00

**TABLE 3**

**CONTAINER RENTAL RATES**

	Prior Year Rate		CPI Adj. -0.2606%	Current Year Rate	
	Monthly	Daily		Monthly	Daily
1 YARD	\$ 34.32	\$ 16.67		\$ 34.23	\$ 16.62
1.5 YARD	\$ 34.32	\$ 17.85		\$ 34.23	\$ 17.80
2 YARD	\$ 41.05	\$ 19.09		\$ 40.94	\$ 19.04
3 YARD	\$ 45.80	\$ 20.01		\$ 45.68	\$ 19.96
4 YARD	\$ 45.80	\$ 21.21		\$ 45.68	\$ 21.15
6 YARD	\$ 57.14	\$ 22.47		\$ 56.99	\$ 22.41
8 YARD	\$ 57.14	\$ 22.47		\$ 56.99	\$ 22.41

**TABLE 4**

**RECYCLING SERVICE**

Single stream recycling bi-weekly service      \$ 5.65 Per Month