

HUMBOLDT COUNTY

DEPARTMENT OF AGRICULTURE / WEIGHTS & MEASURES

2022 Crop Report





DEPARTMENT OF AGRICULTURE
COUNTY OF HUMBOLDT

5630 SOUTH BROADWAY EUREKA, CALIFORNIA 95503
PHONE (707) 441-5260

October 2023

Karen Ross, Secretary
California Department of Food & Agriculture

The Honorable Board of Supervisors of Humboldt County

Rex Bohn, District 1, Vice Chairperson Michelle Bushnell, District 2 Mike Wilson, District 3
Natalie Arroyo, District 4 Steve Madrone, District 5, Chairperson
Elishia Hayes, County Administrative Officer

In accordance with provisions of Section 2279 of the California Food and Agricultural Code, it is my pleasure to present the 2022 Humboldt County Crop and Livestock Report. This annual report summarizes the acreage, production, and gross value of agricultural commodities and livestock produced in Humboldt County. All figures in the report represent gross returns only and do not reflect the net income of producers. The crop report is compiled using the best available data on production totals and values as collected from producer responses to crop report questionnaires, and from data provided to the department by the United States Department of Agriculture National Agricultural Statistics Service, the California Department of Food and Agriculture, and various other sources.

The estimated gross value of the County's agricultural commodities is \$272,790,000. The County's leading commodities for 2022 are ranked by value and listed below.

Timber Production	\$99,267,000
Livestock Products	\$62,376,000
Nursery Production	\$57,610,000
Livestock & Aquaculture	\$45,996,000
Vegetable Crops	\$ 3,679,000
Field Crops	\$ 2,795,000
Fruit and Nut Crops	\$ 1,067,000

I wish to thank the agricultural industry, participating agencies, and individuals who contributed the data needed for this report. I would also like to give special recognition to Senior Agricultural Inspector Scott Peacock and Agricultural Inspector II Samuel Griffard for the coordination and production of this report.

Respectfully submitted,

Weylan Shaw
Acting Agricultural Commissioner/Sealer of Weights and Measures

MISSION STATEMENT

The mission of the Humboldt County Department of Agriculture/Weights and Measures is to promote and protect the County's agricultural industry while maintaining the health and beauty of the environment and ensuring the health and safety of the County's community. The Department fosters consumer confidence and equity in the marketplace through education, community engagement and through the fair and uniform enforcement of laws, regulations, and ordinances that have been enacted by the people of California and the County of Humboldt.

STAFF

Weylan Shaw, Acting Agricultural Commissioner/Sealer of Weights and Measures

David Juliano, Senior Agricultural Inspector

Patrick Hoffman, Senior Agricultural Inspector

Scott Peacock, Senior Agricultural Inspector

Michael Weldon, Agricultural Inspector II

Samuel Griffard, Agricultural Inspector II

Thomas Herman, Seasonal Ag. Inspector

Paula Lourenzo, Executive Secretary

TIMBER

	<u>YEAR</u>	<u>PRODUCTION</u>	<u>UNIT</u>	<u>TOTAL VALUE</u>
Timber Production	2022	234,392,000	Board Ft	\$99,267,000
	2021	219,558,000	Board Ft	\$86,559,000

Board feet represents the quantity of timber cut and scaled. Miscellaneous products including all hardwoods, Christmas trees, fuelwood, poles and pilings, and split products are generally not measured in net board feet.

In 2022 the value of Humboldt County's timber production rose 15% from 2021. Humboldt County represented 1/3rd of the value of timber production in the entire state and has consistently ranked as the highest producing lumber county for the past decade.

LIVESTOCK & LIVESTOCK PRODUCTS

LIVESTOCK

ITEM	YEAR	HEAD	LIVE WEIGHT	UNIT	VALUE	TOTAL
Cattle, Market (sold)	2022	33,400	233,000	CWT	\$145	\$33,770,000
	2021	33,700	235,000	CWT	\$139	\$32,714,000
<i>Includes beef and dairy</i>						
Sheep & Lambs	2022	1,010	1,400	CWT	\$220	\$307,000
Misc. Livestock	2022	NA				\$119,000
<i>Includes chickens, turkey, swine, goats, etc.</i>						
Aquaculture	2022		300 ac			\$ 11,800,000
<i>Includes oysters and clams</i>						

LIVESTOCK PRODUCTS

ITEM	YEAR	PRODUCTION	UNIT	VALUE PER	TOTAL	
Milk Production	2022	2,330,000	CWT	\$26.60	\$61,978,000	
	2021	2,340,000	CWT	\$19.30	\$45,162,000	
Eggs	2022	1,610	CASE	\$210	\$339,000	
Misc. Livestock Products	2022				\$59,100	
<i>Includes wool, honey, etc.</i>						
Goat Cheese*	2022	NA	NA	NA	NA	

FEED & SILAGE

ITEM	YEAR	ACRES	TOTAL
Hay & Silage	2022	2,570	\$2,795,000
<i>Estimated sold</i>			

*Goat Cheese is a high value commodity in Humboldt County. Current data was not available for this report.

NURSERY PRODUCTION

Humboldt County's Nursery Inspection Program prevents the introduction and spread of agricultural pests through nursery stock and protects agriculture and consumers against economic losses resulting from the sale of inferior, diseased, or pest-infested nursery stock. The Nursery Inspection Program is financed primarily through nursery license and acreage fees. Nursery regulatory activities conducted by the County Agricultural Commissioners and their staff are integral parts of the State's agricultural pest prevention system. Nursery inspection and regulatory activities have prevented numerous pests from being spread throughout agricultural and nursery stock.

ITEM	YEAR	Acres	TOTAL VALUE
Cut Flowers	2022	150	\$51,101,000
Nursery Products	2022	50	\$ 6,509,000

Includes vegetable starts, bedding plants, ornamentals, nursery tree production, etc.

VEGETABLES, FRUITS, AND NUTS

<u>ITEM</u>	<u>ACRES</u>	<u>TON/ACRE</u>	<u>YEAR</u>	<u>TOTAL VALUE</u>
Vegetables	300	NA	2022	\$3,679,000
Apple	35	0.6	2022	\$153,000
Wine Grape	102	2.0	2022	\$408,000
All Fruits & Nuts	234	NA	2022	\$1,067,000

Production estimated by data gathered from certified producer certificates, organic program registrants, and questionnaires sent to producers.

SUSTAINABLE AGRICULTURE

DIRECT MARKETING & ORGANIC FARMING

The implementation of agricultural practices and programs which promote the economic viability of agriculture while minimizing the impacts on the environment is sustainable agriculture. Organic production represents a large portion of Humboldt County's agriculture.

The Direct Marketing Program's intent is to promote the purchase and consumption of California-grown produce and to promote access to local agricultural products. Direct Marketing provides a means for farms to sell produce directly to consumers via certified farmers' markets. Humboldt County's first certified farmers' market began in 1978, and today there are 12 certified farmers' markets throughout the county.

The Humboldt County Department of Agriculture provides oversight to organic registrants, certified producers, and certified farmers' markets.

ITEM	YEAR	# OF REGISTRANTS	EST. ACREAGE*	GROSS SALES
Organic Registrants	2022	132	138,000	\$65,211,000
	2021	137	147,000	\$65,075,000
Certified Producers	2022	121	307	
	2021	117	305	
Farmers' Markets	2022	12		
	2021	11		

**Organic acreage represents commodity acreage, not physical acreage. This data is from the State Organic Program.*

Image used with permission of the NCGA

RECAPITULATION

<u>ITEM</u>	<u>2022 VALUE</u>	<u>2021 VALUE*</u>	<u>% CHANGE</u>
Timber	\$99,267,000	\$86,559,000	+14%
Livestock Products	\$62,376,000	NA	NA
<i>Milk Production</i>	<i>\$61,978,000</i>	<i>\$45,162,000</i>	<i>+37%</i>
Nursery Production	\$57,610,000	NA	NA
Livestock & Aquaculture	\$45,996,000	NA	NA
<i>Cattle, Market (sold)</i>	<i>\$33,770,000</i>	<i>\$32,714,000</i>	<i>+3%</i>
Vegetable Crops	\$3,679,000	NA	NA
Field Crops	\$2,795,000	NA	NA
Fruit & Nut Crops	\$1,067,000	NA	NA
Total	\$272,790,000	NA	NA

**Due to lack of data most commodities do not have year-to-year comparisons.*

PEST EXCLUSION

The County’s High Risk Pest Exclusion Program conducts inspections of incoming plant material and other agricultural products to prevent the introduction into Humboldt County of any serious plant diseases or insect pests that could be harmful to agriculture or the environment. See summary below of Pest Exclusion Inspection activities.

YEAR	METHOD OF CONVEYANCE	# INSPECTIONS	#REJECTIONS
2022	UPS, FED EX	1301	7
2021	UPS, FED EX	988	6




PEST DETECTION

Pest Detection activities are focused on the search for pests that are not known to exist in the State or are of limited distribution throughout California. Detection trapping activities are conducted locally for insect pests such as Gypsy Moth and Japanese Beetle. In addition, field surveys are continually carried out by department staff throughout Humboldt County in order to locate and identify noxious weeds, plant diseases, and vertebrate pests.

Insect Traps Deployed:

TYPE	2022	2021
Spongy/Flighted Spongy Moth	326	323
Glassy-Winged Sharpshooter	112	113
Japanese Beetle	24	24
Asian Defoliating Moth	60	45
European Pineshoot Moth	6	6



There were no trap detections in 2022.

PIERCE'S DISEASE

In November of 2022 Pierce's Disease was identified in both domestic and wild grapes in Willow Creek, a first detection for Humboldt. This is a serious, often fatal disease in vineyards. It is caused by a strain of the bacterium *Xylella fastidiosa*, a widespread pest in California.

Pierce's Disease was first identified in California in 1884 in vines near Anaheim. Until the end of the 20th century, it was a minor concern, as native plant-feeding insects are poor vectors.


The glassy-winged sharpshooter (GWSS) *Homalodisca vitripennis*, a large species of leafhopper from the SE United States, was first identified in California in 1994. In 1999, grapevines in Riverside County were devastated by Pierce's disease, which was found to have been vectored by GWSS.

Most counties in the state conduct annual detection trapping for the species. GWSS has never been found in Humboldt and it is believed the spread is from a native vector, such as blue-green sharpshooter, which can be monitored with the same trap.

Staff are working with the state-funded Pierce's Disease Control Program and the UC Extension to determine the extent of Pierce's Disease in the area.



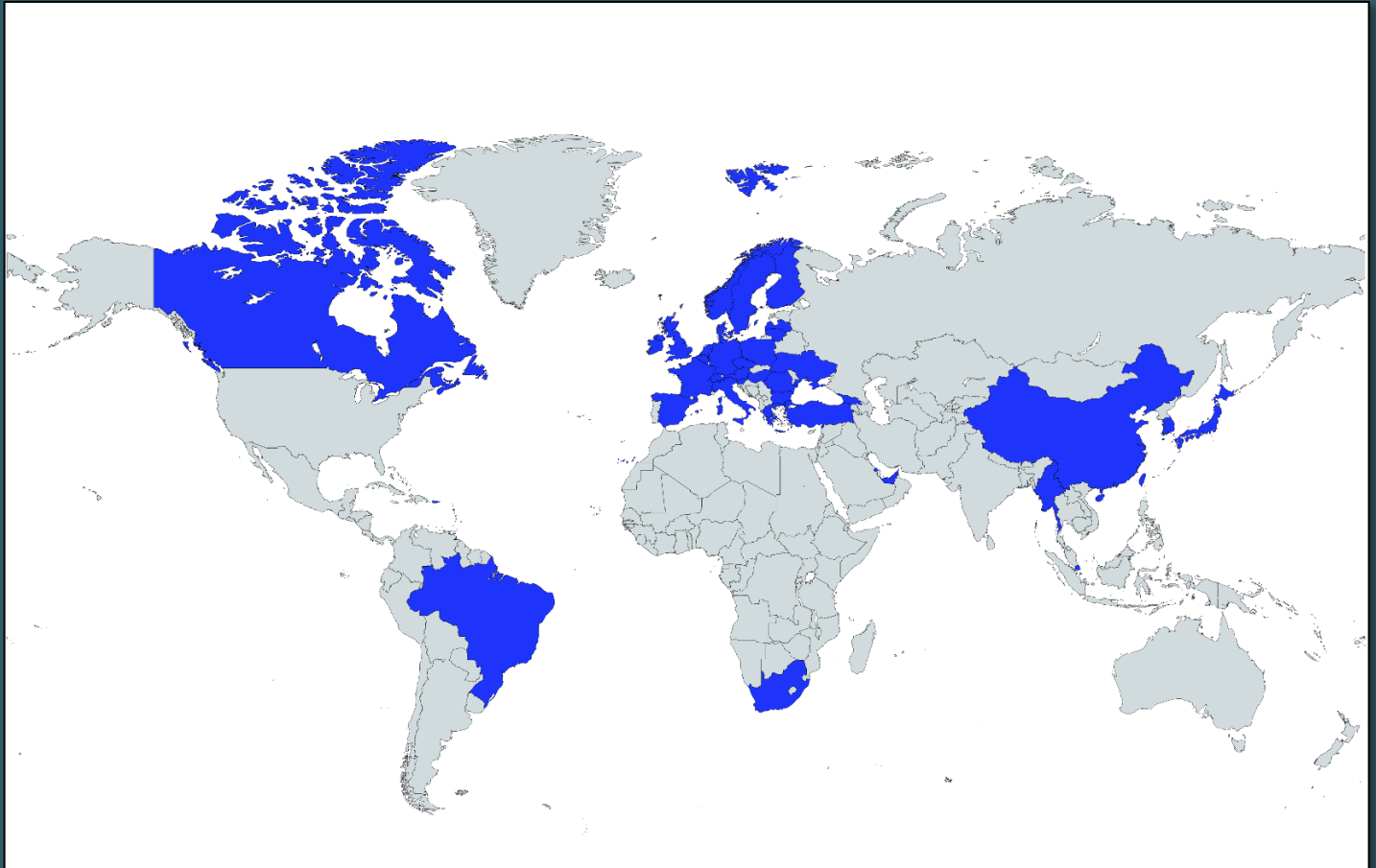
Blue-green sharpshooter



Staff photo of symptoms

INTERNATIONAL EXPORTS

- Austria
- Bahrain
- Belgium
- Brazil
- Bulgaria
- Canada
- China
- Czechia
- Denmark
- France
- Finland
- Georgia
- Germany
- Greece
- Hong Kong
- Hungary
- Ireland
- Italy
- Japan
- Korea
- Latvia
- Lithuania
- Myanmar
- Netherlands
- Norway
- Poland
- Romania
- Singapore
- South Africa
- Slovenia



- Spain
- Sweden
- Switzerland
- Taiwan
- Turkey
- UAE
- UK

In 2022 departmental staff inspected and certified 115 shipments of agricultural products. Canada received the most exports, followed by Germany, with France and Czechia tied for third. Shipments were sent to 37 countries.

WEIGHTS & MEASURES

WEIGHING DEVICES INSPECTED

TYPE

Counter Scales	298
Computer/POS Scales	392
Class II/Jeweler Scales	296
Platform Scales	251
Hanging Scales	60
Monorail Scales	2
Livestock Scales	24
Truck/Vehicle Scales	31
Misc. Weighing Devices	16
Total Inspections	1,370

MEASURING DEVICES INSPECTED

TYPE

Gas/Diesel Meters	1,399
LPG Meters	66
Vapor Submeters	104
Electric Meters	220
Misc. Measuring Devices	40
Total Inspections	1,829

CANNABIS

CULTIVATED AREA

<u>LICENSE TYPE</u>	<u>AMOUNT</u>
Outdoor	727
Mixed-Light	1,276
Indoor	26
Nursery	50
Total State Licenses in County	2,079
Total Permitted Acres in County	332

Farms are often locally permitted to grow less than their state license allows. State license information was provided by the DCC. County permitted area was gathered from the County Planning & Building Department.

ESTIMATED PRODUCTION AND VALUE

<u>TYPE</u>	<u>AMOUNT</u>	<u>AVG PRICE PER LB</u>	<u>VALUE</u>
Flower	884,000	\$350	\$309,553,000

Nursery stock and biomass were omitted due to lack of information.

Total value is an estimate based on the assumption that all licensed farms are growing at their maximum county permitted square footage. Total value is not a reflection of the profitability of individual farms.

Cannabis is not included in the county total gross production.



Humboldt County Department of Agriculture/ Weights & Measures
5630 S. Broadway
Eureka, CA 95503
PH: (707) 441-5260
FX: (707) 445-7220
Website: www.humboldt.gov/623/Agricultural-Commissioner