

HUMBOLDT COUNTY

DEPARTMENT OF AGRICULTURE /WEIGHTS & MEASURES

2016 CROP REPORT

Bryant's Recool 2017





DEPARTMENT OF AGRICULTURE
COUNTY OF HUMBOLDT

5630 SOUTH BROADWAY EUREKA, CALIFORNIA 95503
PHONE (707) 441-5260

October 18, 2017

Karen Ross, Secretary
California Department of Food & Agriculture

The Honorable Board of Supervisors of Humboldt County

Rex Bohn, District 1

Estelle Fennell, District 2

Ryan Sundberg, District 5, Vice Chairperson

Mike Wilson, District 3

Virginia Bass, District 4, Chairperson

I am pleased to present Humboldt County's 2016 Crop and Livestock report in accordance with Sections 2272 and 2279 of the California Food and Agriculture Code. The following summary represents gross agricultural receipts for the year 2016, but does not reflect production costs or net income to producers. The crop report is compiled using the best available data on production totals and values as collected from producer responses to crop report questionnaires, and from data provided to the department by the United States Department of Agriculture National Agricultural Statistics Service, the California Department of Food and Agriculture, and various other sources.

The estimated gross value of the County's agricultural commodities is \$326,076,000, which is an increase of approximately 7% over 2015's production values. The most notable increases were in the value of aquaculture and livestock products. The County's leading commodities for 2016 are ranked by value below.

Livestock Products	\$99,695,000
Livestock	\$90,488,000
Timber Production	\$70,395,000
Nursery Stock	\$55,945,000
Field Crops	\$ 5,278,000
Vegetable Crops	\$ 2,477,000
Fruit and Nut Crops	\$ 1,798,000

A word of thanks goes to the staff of the Agricultural Commissioner's Office, the agricultural industry, participating agencies and individuals who deserve credit for contributing to this report.

Respectfully submitted,

Jeff M. Dolf
Agricultural Commissioner/Sealer

Staff

Agricultural Commissioner/Sealer of Weights and Measures

Jeff M. Dolf

Agricultural Inspectors

Bryan Atkinson, Agricultural Inspector I

Patrick Hoffman, Agricultural Inspector I

David Juliano, Senior Agricultural Inspector

Robert Nickell, Senior Agricultural Inspector

Weylan Shaw, Supervising Agricultural Inspector

Administrative Staff

Nanci Bryant, Executive Secretary





TIMBER

<u>ITEM</u>	<u>YEAR</u>	<u>PRODUCTION</u>	<u>UNIT</u>	<u>TOTAL</u>
Timber Production	2016	231,607,000	Board Ft	\$70,395,000
	2015	217,503,000	Board Ft	\$71,338,000

Includes softwood, saw logs, and miscellaneous products (Christmas trees, cull logs, fuel wood, pulp, chips, hardwood logs, poles and pilings, and miscellaneous small saw logs)

LIVESTOCK

ITEM	YEAR	HEAD	LIVE WEIGHT	UNIT	UNIT VALUE	TOTAL
Beef cattle and calves	2016	51,000	382,500	CWT	\$135	\$ 51,638,000
	2015	54,000	405,000	CWT	\$148	\$ 59,940,000
<i>Includes cows, calves, bulls, steers</i>						
Sheep and lambs	2016	3,000	4,500	CWT	\$155	\$ 698,000
	2015	3,000	4,500	CWT	\$124	\$ 558,000
Dairy	2016	14,900			\$1,800	\$ 26,820,000
	2015	14,248			\$2,030	\$ 28,923,000
Aquaculture (oysters & clams)	2016		300 ac			\$ 10,280,000
	2015		300 ac			\$ 17,503,000
Miscellaneous						
	2016					\$ 1,052,000
	2015					\$ 1,074,000
<i>Includes chickens, turkey, swine, goats, etc.</i>						
TOTALS						
	2016					\$ 90,488,000
	2015					\$107,998,000



LIVESTOCK PRODUCTS

ITEM	YEAR	PRODUCTION	VALUE PER CONVENTIONAL	UNIT	TOTAL VALUE
Market Milk (Conventional)	2016	474,668	\$15.84	CWT	\$ 7,519,000
	2015	1,843,238	\$17.69	CWT	\$32,607,000
Market Milk (Organic)	2016	1,596,811	\$36.25	CWT	\$57,884,000
Manufacturing Milk (Conventional)	2016	64,727	\$16.80	CWT	\$ 1,087,000
	2015	418,403	\$15.08	CWT	\$ 6,310,000
Manufacturing Milk (Organic)	2016	217,747	\$38.42	CWT	\$ 8,367,000
Miscellaneous	2016				\$ 84,000
	2015				\$ 26,000
<i>Includes wool, apiary and dairy goat products</i>					
Goat Milk	2016				\$ 503,000
	2015				\$ 327,000
Cheese	2016				\$24,251,000
	2015				\$20,990,000
TOTALS	2016				\$99,695,000
	2015				\$60,260,000



NURSERY PRODUCTION

Humboldt County's Nursery Inspection Program prevents the introduction and spread of agricultural pests through nursery stock and protects agriculture and consumers against economic losses resulting from the sale of inferior, diseased, or pest-infested nursery stock. The Nursery Inspection Program is financed primarily through nursery license and acreage fees. Nursery regulatory activities conducted by the County Agricultural Commissioners and their staff are integral parts of the State's agricultural pest prevention system. Nursery inspection and regulatory activities have prevented numerous pests from being spread throughout agricultural and nursery stock.



ITEM	YEAR	TOTAL VALUE
Nursery Products	2016	\$55,945,000
	2015	\$56,714,000

Includes cut flowers and decoratives, bedding plants, ornamentals, and forest nursery tree production.

FIELD AND VEGETABLE CROPS

ITEM	YEAR	PRODUCTION ACREAGE	PER ACRE	TOTAL	UNIT	HARVEST	
						PER UNIT	TOTAL VALUE
Hay	2016	10,566	2.7	28,528	Ton	\$185	\$5,278,000
	2015	10,566	2.5	26,415	Ton	\$190	\$5,019,000
Vegetable	2016						\$2,477,000
	2015						\$1,712,000

Includes quinoa, corn, potatoes, pumpkins, tomatoes, squash, cabbage, beans, peppers, mushrooms, alfalfa sprouts, etc.



FRUIT & NUTS

<u>ITEM</u>	<u>YEAR</u>	<u>TOTAL VALUE</u>
Fruits & Nuts	2016	\$1,798,000
	2015	\$1,740,000

RECAPITULATION

<u>ITEM</u>	<u>2015</u>	<u>2016</u>
Timber	\$ 71,338,000	\$ 70,395,000
Livestock & Aquaculture	\$107,998,000	\$ 90,488,000
Livestock Products	\$ 60,260,000	\$ 99,695,000
Nursery Production	\$ 56,714,000	\$ 55,945,000
Field Crops	\$ 5,019,000	\$ 5,278,000
Fruit & Nut Crops	\$ 1,740,000	\$ 1,798,000
Vegetable Crops	<u>\$ 1,712,000</u>	<u>\$ 2,477,000</u>
TOTALS	\$304,781,000	\$326,076,000


2015-2016 SUSTAINABLE AGRICULTURE REPORT



DIRECT MARKETING & ORGANIC FARMING

The implementation of agricultural practices and programs which promote the economic viability of agriculture while minimizing the impacts of these practices and programs on natural resources and the environment is sustainable agriculture. The scope of Humboldt County’s biological control programs and organic farming practices are summarized below.

<u>ITEM</u>	<u>YEAR</u>	<u># OF REGISTRANTS</u>	<u>ESTIMATED ACREAGE</u>
Organic Registrants	2016	145	115,760
	2015	139	124,293
Certified Producers	2016	131	300
	2015	125	300
Farmers’ Market	2016	10	11
	2015	10	11



PEST MANAGEMENT – BIOLOGICAL CONTROL

The Biological Control Program seeks to minimize the economic and environmental impact of noxious weeds by introducing natural predators to control weed pests through natural mechanisms (predation, parasitism, herbivory). Bio-control can also be an important component of Integrated Pest Management (IPM) programs. Humboldt County has imported and released the following biological control organisms. Most have become widely distributed with locally varying population densities due to more or less favorable local environmental conditions.

Noxious Weeds:

Tansy Ragwort, *Senecio jacobaeae jacobaeae*

Yellow Star Thistle, *Centaurea solstitialis orientalis*

Treated by:

Tansy Flea Beetle, *Logitarsus*

Cinnabar Moth, *Tyria jacobaeae*

Seed Head Weevil, *Bangasternus*


Gall Fly, *Uropha sirunaseva*

Hairy Weevil, *Eustonopus villosus*

PEST EXCLUSION

The County's High Risk Pest Exclusion Program conducts inspections of incoming plant material and other agricultural products to prevent the introduction into Humboldt County of any serious plant diseases or insect pests that could be harmful to agriculture or the environment. See summary below of Pest Exclusion Inspection activities.

YEAR	METHOD OF CONVEYANCE	# INSPECTIONS	#REJECTIONS
2016	UPS, PO, FED EX	1804	9
2015	UPS, PO, FED EX	1676	0



PEST DETECTION

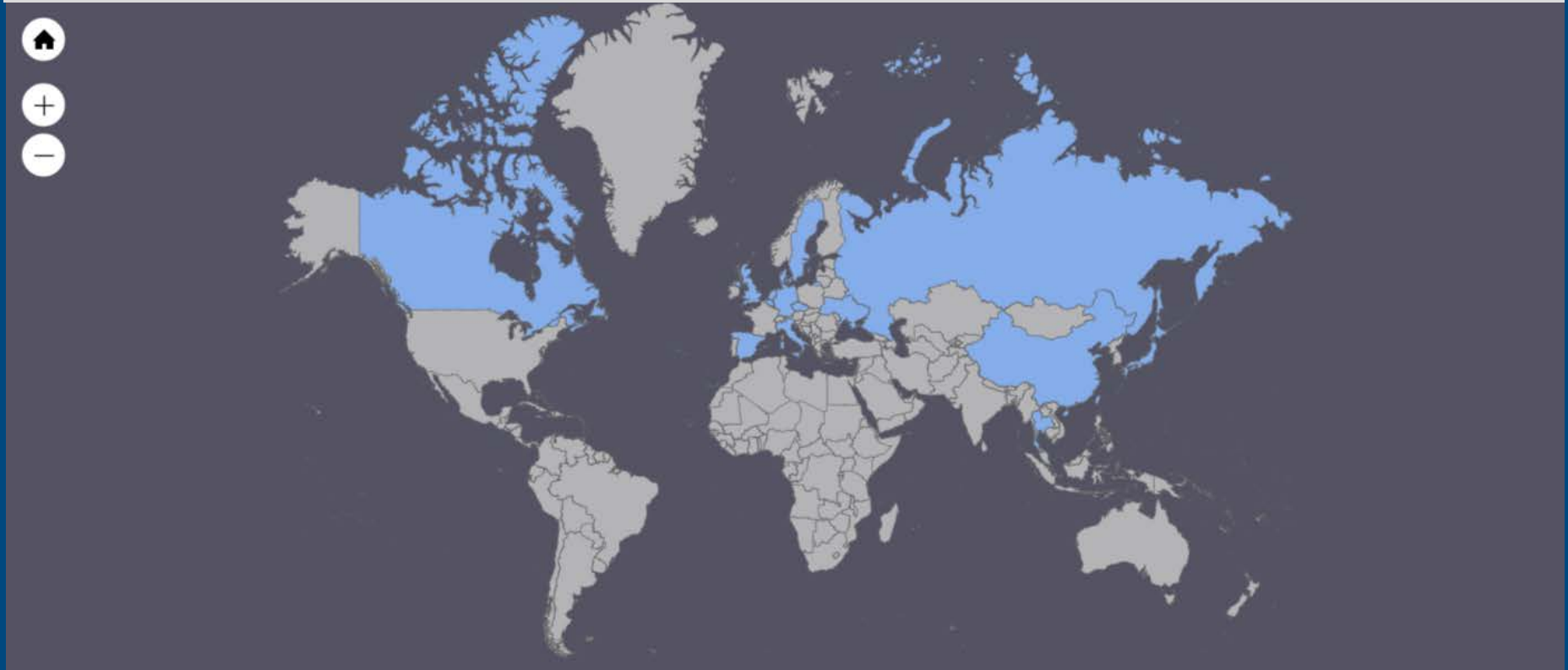
Pest Detection activities are focused on the search for pests that are not known to exist in the State or are of limited distribution throughout California. Detection trapping activities are conducted locally for insect pests such as Gypsy Moth and Japanese Beetle. In addition, field surveys are continually carried out by department staff throughout Humboldt County in order to locate and identify noxious weeds, plant diseases, and vertebrate pests.

Insect Traps Deployed:

TYPE	2015	2016	2016 Delimitation
European/Asian Gypsy Moth	326	326	35
Glassy-Winged Sharpshooter	115	115	
Japanese Beetle	24	24	198
Asian Defoliating Moth	60	60	
European Pineshoot Moth	6	6	

COUNTRIES OF EXPORT

In 2016, departmental staff inspected and certified 67 shipments of agricultural products shipped nationally and internationally to 19 countries.



- Bahrain
- Belgium
- Canada
- China
- Czech Republic
- Denmark
- El Salvador
- Germany
- Hong Kong
- Italy
- Japan
- Netherlands
- Russian Federation
- Spain
- Sweden
- Taiwan
- Thailand
- Ukraine
- United Kingdom

Humboldt County Department of Agriculture
AGRICULTURAL PRODUCTS 10 YEAR SUMMARY

