

# Humboldt County Community Corrections Partnership

## Executive Committee Meeting

Required Member Agencies (pursuant to Penal Code Section 1230.1(b): Chief Probation Officer – Chair, Chief of Police, Sheriff, District Attorney, Public Defender, presiding judge of the Superior Court (or designee), and one representative from Mental Health, AOD or Social Services (pursuant to PC1230(b) (2)(G), (H) or (J), as designated by the Board of Supervisors).

**DATE:** January 21, 2026

**TIME:** 12:15PM - 1:15PM

**LOCATION:** HUMBOLDT COUNTY COURTHOUSE, 825 5TH STREET, 1ST FLOOR, CONFERENCE ROOM A

- I. **Call To Order**
- II. **Roll Call Of Voting Members**
- III. **Adjustments To Agenda**
- IV. **Review And Approval Of Minutes - November 19, 2025**

Documents:

[HCCCP EC Minutes 11192025 - DRAFT.pdf](#)

- V. **Review Of AB109 Trust Fund And Budget**
- VI. **ACTION ITEM - FUNDING REQUEST: Courthouse Security**

The Superior Court is requesting a total of \$450,000.00 in funding for Courthouse Security. \$90,000.00 to be issued in FY 25/26 and \$360,000.00 to be issued in FY6/27.

Documents:

[20260121 Superior Court - Courthouse Security Funding request.pdf](#)

- VII. **DISCUSSION ITEM: Wellpath Contract**
- VIII. **DISCUSSION: CalAIM**
- IX. **Review Of Realignment Data**

*Monthly review of data submitted by CCP Plan Partners*

Documents:

[12-2025 CCP 25-26 Report.pdf](#)

[DHHS Forensics 12-2025.pdf](#)

- X. **Roundtable**

XI. **Set Agenda For Next Meeting (February 18, 2026 )**

XII. **Adjourn**

# HUMBOLDT COUNTY COMMUNITY CORRECTIONS PARTNERSHIP EXECUTIVE COMMITTEE MEETING

Required Member Agencies (pursuant to Penal Code Section 1230.1(b): Chief Probation Officer – Chair, Chief of Police, Sheriff, District Attorney, Public Defender, presiding judge of the Superior Court (or designee), and one representative from Mental Health, AOD or Social Services (pursuant to PC1230(b)(2)(G), (H) or (J), as designated by the Board of Supervisors).

DATE: November 19, 2025

TIME: 12:15pm - 1:15pm

LOCATION: HUMBOLDT COUNTY COURTHOUSE, 825 5TH STREET, 1ST FLOOR, CONFERENCE ROOM A

11/19/2025 - Minutes

## I. Call To Order

Chief Sanders called the meeting to order at 12:15pm.

## II. Roll Call of Voting Members

Coral Sanders, Chief Probation Officer – present

Stacey Eads, District Attorney – present

William Honsal, Sheriff – not present, Proxy Captain Duane Christian present

Ron Sligh, Ferndale Chief of Police – present

Luke Brownfield, Public Defender – present

Connie Beck, Director of DHHS - present

Kelly Neel, Superior Court Judge - not present

## III. Adjustments To Agenda

No adjustments to the agenda made.

## IV. Review And Approval of Minutes - September 17, 2025

District Attorney Eads motioned to approve the September meeting minutes.

Chief Sligh seconded the motion.

A vote was taken, and the motion was carried by the following vote:

Chief Sanders- yes  
District Attorney Eads- yes  
Captain Christian – yes  
Chief Sligh-yes  
Luke Brownfield- yes  
Director Beck-yes

## V. Review Of AB109 Trust Fund and Budget

Elisha Hardison reported on the current status of the AB109 trust.

- Began fiscal year 2025/26 with approximately 10.9 million dollars in the trust, approximately 5.1 million of that is currently encumbered
- \$100,000 in annual training funds were lost in the prior year, there is currently just over \$500,000 in training funds leftover from prior years
- PRCS Only funds were also lost. These funds had been funding the Next Step program through Arcata House Partnership. There are not currently any unspent PRCS only funds from prior years. The Next Step program will continue and be absorbed into the larger Probation realignment budget utilizing funds that were previously allocated for the Substance Abuse Disorder (SUD) treatment.

## VI. DISCUSSION ITEM: CARE Court

- No report
- Should CARE Court be dropped from future agendas?

## VII. DISCUSSION ITEM: Proposition 36

- No report
- Should Prop 36 be dropped from future agendas?

## VIII. DISCUSSION ITEM: CalAIM:

- There is a new staffing plan for CalAIM. The Humboldt County Correctional Facility (HCCF) and Humboldt County Probation Department (HCPD) have decided to jointly administer the budget for this program through one budget unit and will share positions as follows:
  - 1.0 Program Manager (stationed at the HCCF but providing oversight for HCCF and HCPD programs)
  - 1.0 Program Coordinator (stationed at the HCCF)
  - 1.0 Program Coordinator (stationed at the Juvenile Hall)
- Salaries will be paid for 1.5 – 3.5 years with PATH3 funds and perhaps PATH 4 funds (application was submitted but funds have not yet been awarded), Wellpath contract update also paid with PATH3/4 funds
- Billing reimbursement estimate is still unknown at this time, will be somewhat dependent on compliance (clean claims)
- 90 days on and off not just last 90 days before release
- Can we back bill for services provided before sentencing?
- Program Coordinators will have to be skilled positions with staff who know the system and how to maximize the 90 days
- CalAIM will reimburse for 2 weeks of meds in hand
- CalAIM may still require DHHS linkages for high needs
- There is concern about the transition of high needs individuals at Sempervirens and the HCCF
- DHHS met on Monday internally with finance staff to identify jail vs. Community Correction Resource Center (CCRC) positions and what the actual budget commitment is

## IX. Review of Realignment Data

- Data from Probation and DHHS was provided to attendees. This data can also be found attached to the agenda on the County's agenda center website.

## X. ROUNDTABLE

### Probation- Chief Sanders:

- This is Probation's Adult Division Director Darren Ghisetti's last CCP meeting prior to his retirement December 12, 2025. We wish him much happiness with this big life transition.

LECAH- Chief Sligh:

- There is no report out from LECAH

District Attorney- D.A. Eads:

- There is no report out from the District Attorney's Office

Department of Health and Human Services- Director Beck

- SB43 workgroup update. Collaboration with Law Enforcement (LE) and SUD partners and doctors has been great. Incredible participation. Training in collaboration with Eureka Police Department (EPD), 2, 2-hr. sessions regarding changed from SB43, adopting tools for severe SUD and grave disability. Good assessments, designated beds at treatment sites
- Shifting forms for 5150 (1/1/2026)
  - Mod training for those required holds
  - Class is virtual and testing for certification
  - Training internally also (MIST)
- Incentive Pay Board agenda item went to the Board 11/18/25 and was approved

Sheriff/HCCF- Captain Christian

- Wellpath telehealth for provider won't work, population is "too sick"
- Some staff may not move to Wellpath for personal reasons

Public Defender- P.D. Brownfield

- There is report out from the Public Defender's Office

**XI. Set Agenda for Next Meeting (January 21, 2026)**

No one had any items to add to the agenda at this time.

To add an item to the agenda, please email Lydia Thrash: [LThrash@co.humboldt.ca.us](mailto:LThrash@co.humboldt.ca.us)

**XII. Adjourn**

The meeting was adjourned at 12:57 pm.

## Humboldt County Community Corrections Partnership Funding Request

**Requesting Agency:** SUPERIOR COURT OF HUMBOLDT COUNTY  
**Contact:** KELLY NEEL, PRESIDING JUDGE  
**Phone:** 707-269-1216  
**Email:** KLNEEL@HUMBOLDTCOURT.CA.GOV

**Type:** (check one)    One-Time        Ongoing   

**Total Requested Amount:** \$90,000  
 Current FY: \$90,000  
 Next FY: \$360,000  
 Annual: \$360,000

**Staffing:**  
 FTEs:                       
 Positions:                     

**Request Title:** Supplemental contributions to ongoing Courthouse Security

How does this request relate to criminal realignment?  
Realignment caused significant changes in how Courthouses are secured/screened.

Description of Request:  
 Realignment shifted the burden to the Counties to provide to their respective Sheriff offices monies via a Trial Court Security Fund; at one time, it appears that the Court had received a funding stream that the Court dedicated to reimburse the Sheriff for 83% of weapons screening costs to enter into the Courthouse.  
 1. The Entrance Screening Funds that the Court may have received some years ago, does not now exist.  
 2. Weapon screening costs have essentially doubled as those contracts with outside providers have not been updated in years.  
  
 In order for the Court to continue to assist and provide the same 83% contribution that we have done historically, we must seek assistance as a stopgap measure while we continue to work with the County to find a way to continue the same level of security to the building.  
  
 For January-June of 2026, the Court is asking for \$15,000/mo for a total of \$90,000. This would be used to pay the now unfunded 83% that was agreed upon by the parties per the most current MOU from 2012. The Court would pay any additional costs over this allocation of out the general fund.  
  
 For fiscal year 2026-2027 the Court asks for allocation of up to \$30,000/mo to maintain security contributions of the same 83%. Anything above would come from our gen fund.  
  
 In the meantime, the Court and Sheriff will seek ongoing increase in funding from the State.

*For Probation Use Only:*

**Request Received:** \_\_\_\_\_  
**CCP Agenda Date:** \_\_\_\_\_ **Request tabled until:** \_\_\_\_\_

**Votes:**

	Courts	District Attorney	DHHS	Probation	Police	Public Defender	Sheriff
Yea	<input type="checkbox"/>	<input type="checkbox"/>	<input type="checkbox"/>	<input type="checkbox"/>	<input type="checkbox"/>	<input type="checkbox"/>	<input type="checkbox"/>
Nay	<input type="checkbox"/>	<input type="checkbox"/>	<input type="checkbox"/>	<input type="checkbox"/>	<input type="checkbox"/>	<input type="checkbox"/>	<input type="checkbox"/>

Courthouse screening is a foundational life safety measure that protects the public, victims and witnesses, jurors, attorneys, court staff, and law enforcement personnel by preventing weapons and other prohibited items from entering secure court spaces. Without reliable screening, the court remains vulnerable to avoidable threats, disruptions, and critical incidents that can compromise public trust and continuity of court operations.

This need has become more acute since the State's enactment of AB 109, which shifted a larger population of justice involved individuals from state custody to local supervision and local systems. As a result, local courts have experienced increased case volume and a greater number of higher risk matters and higher risk participants moving through court facilities, including individuals on probation, post release community supervision, and related compliance proceedings. These realities increase the likelihood of volatile encounters, intimidation, and attempts to bring weapons or contraband into the courthouse. Meaningful screening is therefore essential to maintaining a safe, accessible, and orderly judicial environment, and the requested \$450,000 will provide the resources needed to meet this obligation in a consistent and defensible manner.

To ensure the security and safety of the courthouse and its perimeter, deputies and/ or private county contracted security guards shall conduct security searches of all persons entering the courthouse or any outlying court facility (except for peace officers on official business and judicial officers) entering using the walk-through metal detector and x-ray machine.

Section 171(b) of the California Penal Code prohibits the possession of certain specified weapons within Court Facilities. If a weapon or contraband is observed on a person attempting to enter the Court Facility, appropriate steps should be taken to prevent the item from entering the secure portion of the building. An entry shall be made in the daily activity log to record the event. All illegal weapons shall be seized, with or without an arrest, and a report shall be written by the investigating security officer.

# County of Humboldt Community Corrections Partnership Monthly Report Data for December 2025

## Adult Probation Supervision Population Trend by Case Type 12-month look-back from report date: 12/31/2025

	Total Supervised		Mandatory Supervision		PRCS		Probation	
<b>12/31/2024</b>	1,154	100%	116	10.05 %	180	15.60%	877	76.00 %
<b>1/31/2025</b>	1,152	100%	112	9.72 %	179	15.54%	880	76.39 %
<b>2/28/2025</b>	1,162	100%	114	9.81 %	183	15.75%	886	76.25%
<b>3/31/2025</b>	1,142	100%	110	9.63 %	175	15.32 %	877	76.80 %
<b>4/30/2025</b>	1,132	100%	104	9.19 %	173	15.28%	872	77.03 %
<b>5/31/2025</b>	1,136	100%	103	9.07 %	174	15.32%	874	76.94 %
<b>6/30/2025</b>	1,132	100%	100	8.83 %	169	14.93%	880	77.74 %
<b>7/31/2025</b>	1,144	100%	102	8.92 %	170	14.86 %	888	77.62%
<b>8/31/2025</b>	1,141	100%	99	8.68 %	171	14.99 %	888	77.83%
<b>9/30/2025</b>	1,131	100%	100	8.84 %	177	15.65 %	873	77.19 %
<b>10/31/2025</b>	1,148	100%	104	9.06 %	166	14.46 %	894	77.87 %
<b>11/30/2025</b>	1,157	100%	107	9.25 %	166	14.35 %	898	77.61 %
<b>12/31/2025</b>	<b>1,166</b>	<b>100%</b>	<b>106</b>	<b>9.10 %</b>	<b>164</b>	<b>14.07 %</b>	<b>911</b>	<b>78.13 %</b>
Percentage by which each supervised population increased or decreased from 12/31/2024 to report month end date			<b>-10</b>	<b>-8.62 %</b>	<b>-16</b>	<b>-8.89%</b>	<b>34</b>	<b>3.88 %</b>

**Note:**

The above totals for all supervised populations represent the end-counts of the supervised populations as of the last day of the report month, including individuals on warrant. Individuals with more than one supervision case type (dual supervisions) are counted once in each category. The combined percentage values of the supervised groups will not add up to 100% due to dual supervisions.

**SRP Pre-Sentence Caseload Count for Report Month  
between 12/01/2025 and 12/31/2025**

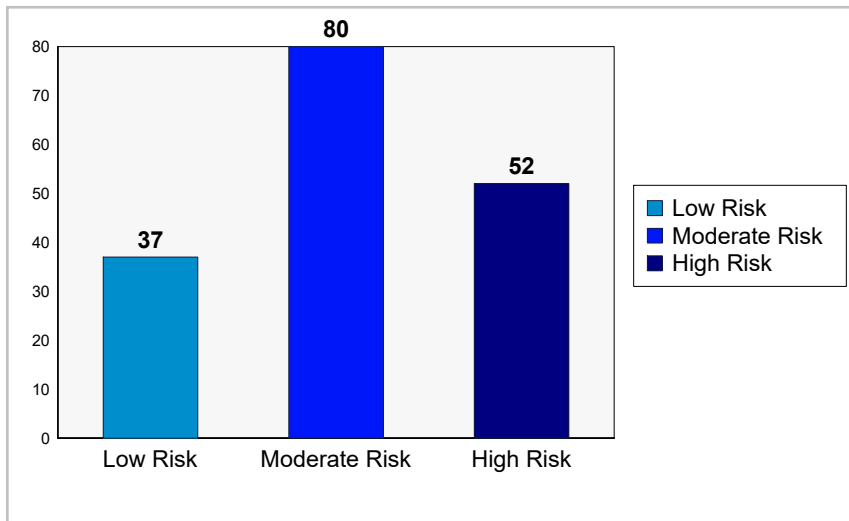
	Supes Open at Start	New Supes Opened	Supes Ended	Supes Open at End
PRS-SRP 1	63	13	12	64
PRS-SRP 2	66	16	15	67
PRS-SRP 3	0	0	0	0
PRS-SRP 4	0	0	0	0
PRS-SRP Inactive	0	0	0	0
PRS-SRP Intake	0	0	0	0
<b>Totals:</b>	<b>129</b>	<b>29</b>	<b>27</b>	<b>131</b>

**SRP Pre-Sentence Supervision  
Length of Participation "Snap-Shot" Counts  
for Supervisions Active on 12/31/2025**

Average number of months: **6**  
 Greatest number of months: **25**  
 Median number of months: **3**

**Notes:** Length counts are for SRP pre-sentence supervisions active on point-in-time date 12/31/2025.

**Risk Level Counts for Supervised Release Pre-Sentence Supervisions  
Active between 12/1/2025 and 12/31/2025**



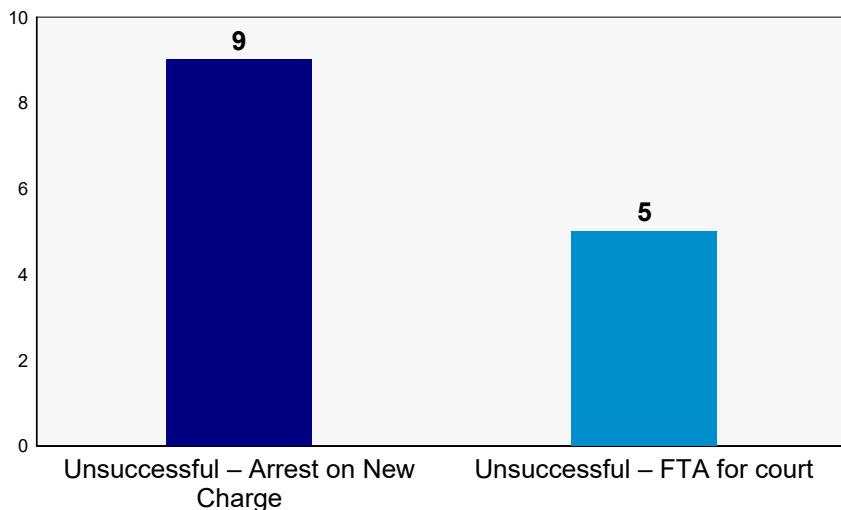
The bar chart identifies risk level counts for the total **155** SRP Pre-Sentence participants, whose supervisions were active at some point between **12/1/2025** and **12/31/2025**.

Risk levels are based on evidenced based ORAS Score levels:  
 Low Risk: 0-2  
 Moderate Risk: 3-5  
 High Risk: 6-9

**SRP Pre-Sentence Supervision Termination Outcomes between 12/1/2025 and 12/31/2025**

	Total	Successful	Unsuccessful
<b>Total</b>	<b>27</b> 100.00%	<b>13</b> 48.15%	<b>14</b> 51.85%

**Reasons for Unsuccessful Supervision Terminations**



Notes: between **12/1/2025** and **12/31/2025**, **27** SRP pre-sentence supervisions terminated.

Of the **27** terminations, **13** were successful, and **14** were unsuccessful.

The bar chart identifies the reasons for the **14** unsuccessful terminations.

Any participant that died during supervision would be excluded from the outcomes. **0** participants died during the report period.

**Formal Probation Supervision (Case Type) Termination Outcomes between 12/1/2025 to 12/31/2025**

<b>Formal Supervision Outcomes</b>	<b>11</b>	<b>100.00%</b>
<b>Successful</b>	7	63.64%
<b>Revoked - Prison - CDCR</b>	3	27.27%
<b>Revoked - 1170</b>	1	9.09%

Note: the supervision outcomes above exclude 1 supervisions with "other outcome".

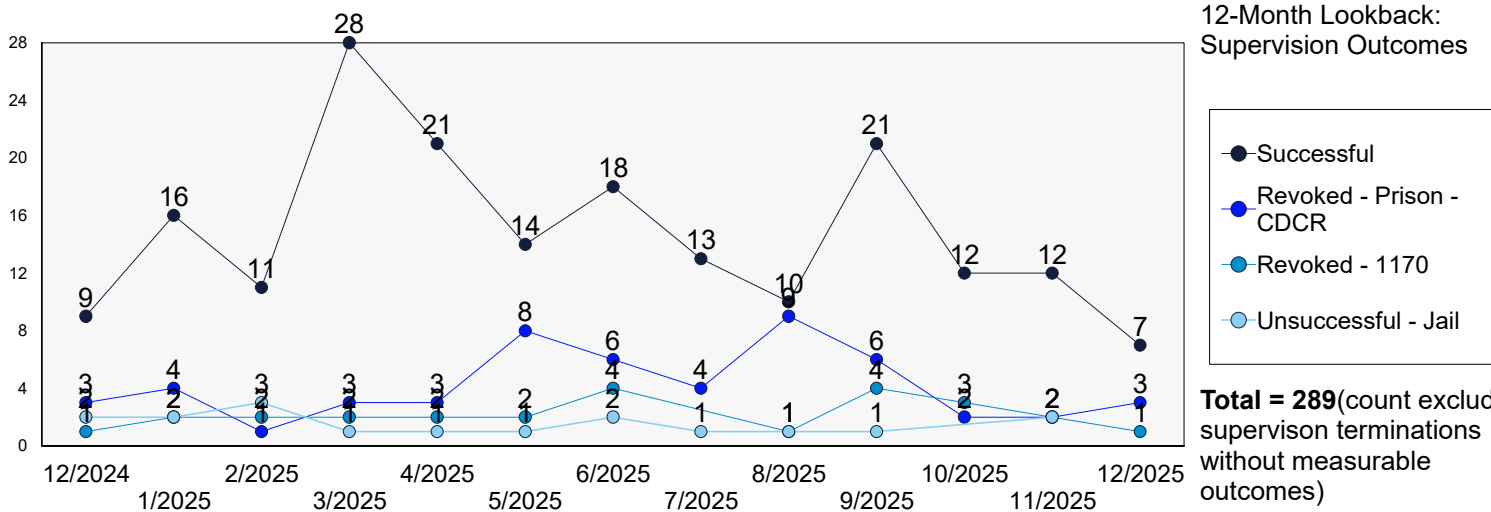
Total Formal supervisions completed: **12**  
 Total successful completions: **7**  
 Total unsuccessful completions: **4**  
 Number of offender(s) sent to state prison ( CDCR):**3**  
 Number of offender(s) sent to local jail: **1**  
 Total completions with unmeasurable "other" outcomes: **1**

**Formal Probation (Case Type) Supervision Termination Outcomes 12-Month Lookback from 12/1/2024 to 12/31/2025**

<b>Formal Probation Outcomes Totals</b>	<b>289</b>	<b>100.00%</b>
<b>Successful</b>	192	66.44%
<b>Revoked - Prison - CDCR</b>	54	18.69%
<b>Revoked - 1170</b>	26	9.00%
<b>Unsuccessful - Jail</b>	17	5.88%

Note: the supervision outcomes above exclude 25 supervisions with "other outcome".

Total Formal Probation supervisions completed: **314**  
 Total successful completions: **192**  
 Total unsuccessful completions: **97**  
 Number of offender(s) sent to state prison ( CDCR):**54**  
 Number of offender(s) sent to local jail: **43**  
 Total completions with unmeasurable "other" outcomes: **25**



**Total = 289**(count excludes supervision terminations without measurable outcomes)

**Mandatory Supervision (Case Type) Termination Outcomes between 12/1/2025 to 12/31/2025**

<b>Mandatory Supervision Outcomes</b>	<b>3</b>	<b>100.00%</b>
<b>Successful</b>	1	33.33%
<b>Revoked - 1170</b>	2	66.67%

Note: the supervision outcomes above exclude 0 supervision(s)with "other outcome".

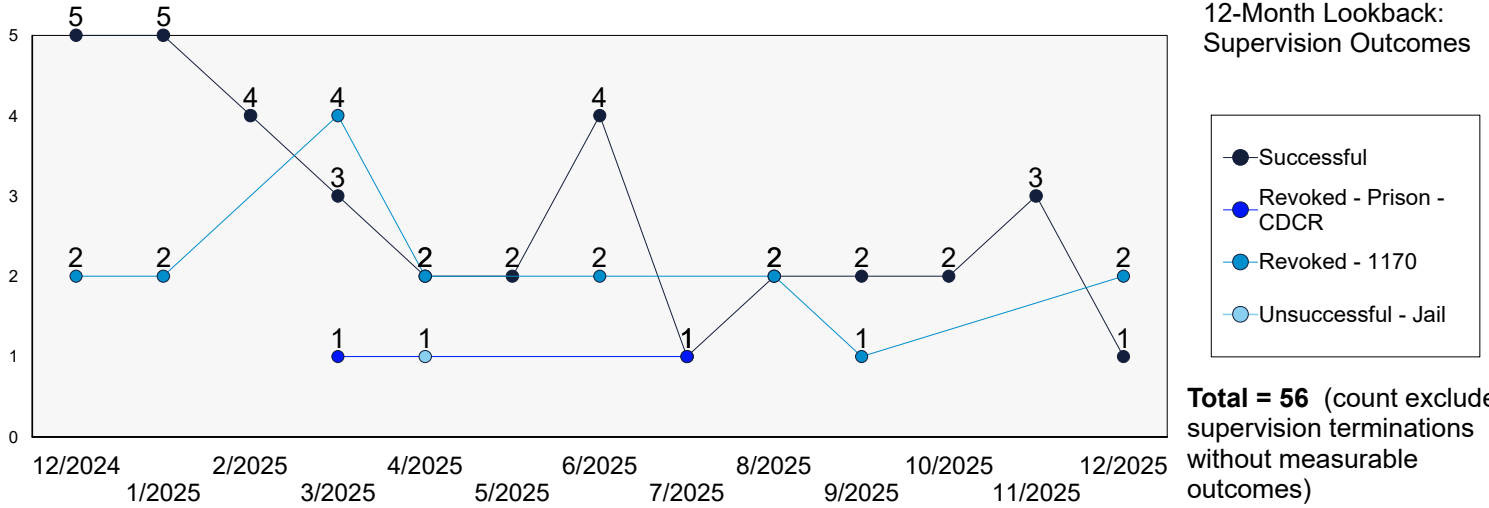
Total Mandatory supervisions completed: **3**  
 Total successful completions: **1**  
 Total unsuccessful completions: **2**  
 Number of offender(s) sent to state prison ( CDCR): **0**  
 Number of offender(s) sent to local jail: **2**  
 Total completions with unmeasurable "other" outcomes: **0**

**Mandatory Supervision (Case Type) Termination Outcomes 12-Month Lookback from 12/1/2024 to 12/31/2025**

<b>Mandatory Supervision Outcomes</b>	<b>56</b>	<b>100.00%</b>
<b>Successful</b>	36	64.29%
<b>Revoked - Prison - CDCR</b>	2	3.57%
<b>Revoked - 1170</b>	17	30.36%
<b>Unsuccessful - Jail</b>	1	1.79%

Note: the supervision outcomes above exclude 9 supervisions with "other outcome".

Total Mandatory supervisions completed: **65**  
 Total successful completions: **36**  
 Total unsuccessful completions: **20**  
 Number of offender(s) sent to state prison ( CDCR):**2**  
 Number of offender(s) sent to local jail: **18**  
 Total completions with unmeasurable "other" outcomes: **9**



**PRCS (Case Type) Supervision Termination Outcomes between 12/1/2025 to 12/31/2025**

<b>PRCS Supervision Outcome Totals:</b>	<b>6</b>	<b>100.00%</b>
<b>Successful</b>	3	50.00%
<b>Revoked - Prison - CDCR</b>	1	16.67%
<b>Unsuccessful - Jail</b>	2	33.33%

Note: the supervision outcomes above exclude 1 supervisions with "other outcome".

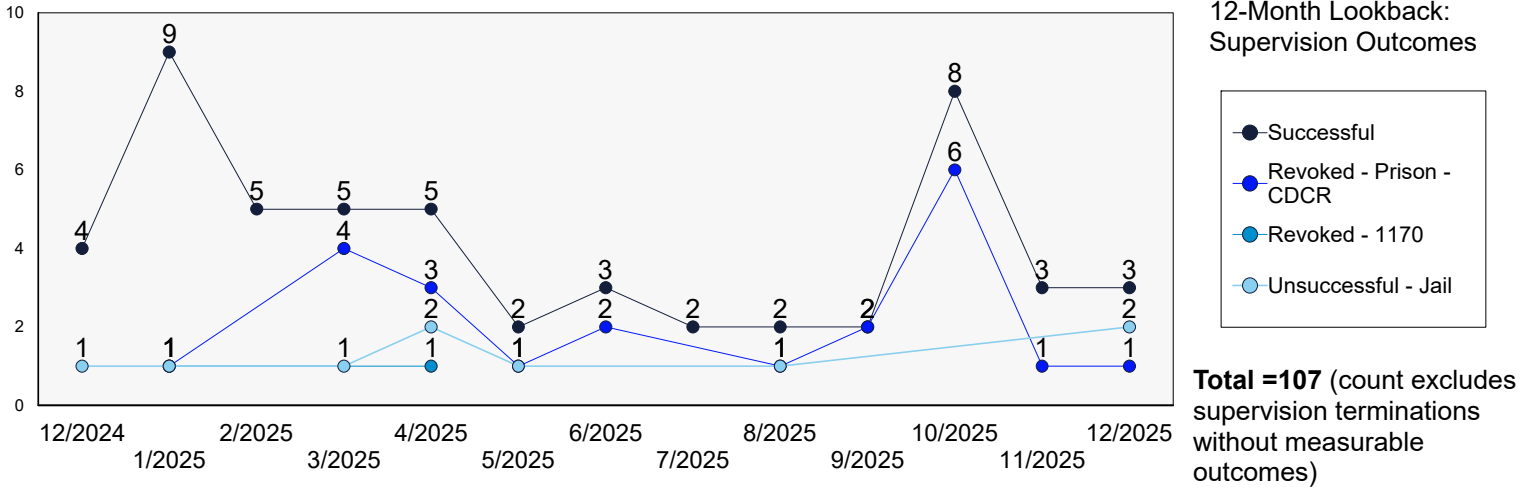
Total PRCS supervisions completed: **7**  
 Total successful completions: **3**  
 Total unsuccessful completions: **3**  
 Number of offender(s) sent to state prison ( CDCR):**1**  
 Number of offender(s) sent to local jail: **2**  
 Total completions with unmeasurable "other" outcomes: **1**

**PRCS (Case Type) Supervision Termination Outcomes 12-Month Lookback from 12/1/2024 to 12/31/2025**

<b>PRCS Supervision Outcome Totals:</b>	<b>86</b>	<b>100.00%</b>
<b>Successful</b>	53	61.63%
<b>Revoked - Prison - CDCR</b>	22	25.58%
<b>Revoked - 1170</b>	2	2.33%
<b>Unsuccessful - Jail</b>	9	10.47%

Note: the supervision outcomes above exclude **20** supervisions with "other outcome".

Total PRCS supervisions completed: **107**  
 Total successful completions: **53**  
 Total unsuccessful completions: **34**  
 Number of offender(s) sent to state prison (CDCR): **22**  
 Number of offender(s) sent to local jail: **11**  
 Total completions with unmeasurable "other" outcomes: **20**

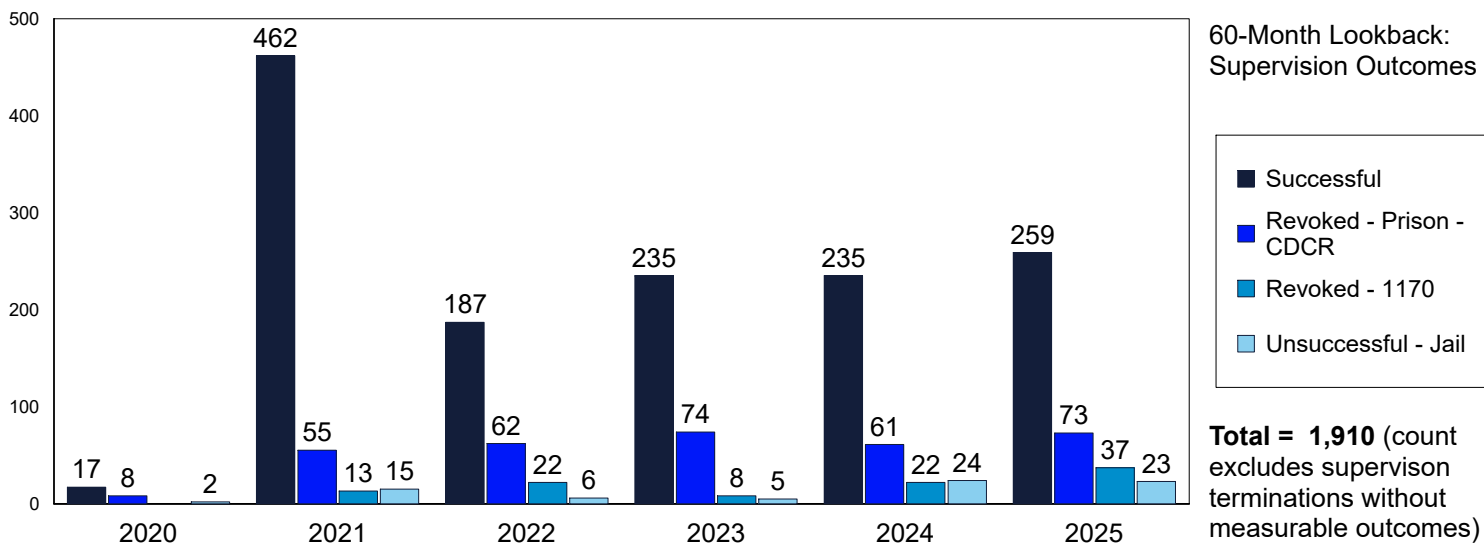


**Adult Supervision Termination Outcomes (all Case Types) 60-Month Lookback from 12/1/2020 to 12/31/2025**

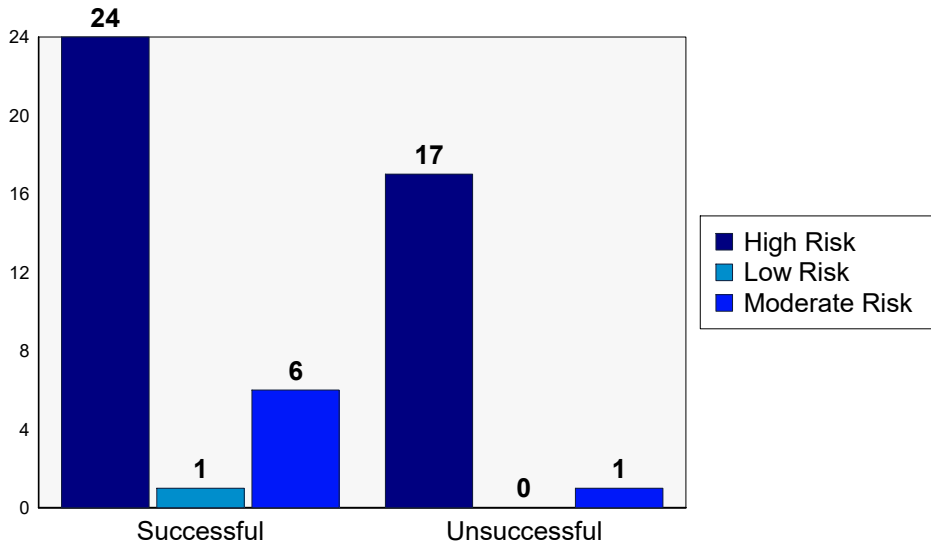
	Total	
<b>Total</b>	<b>1,905</b>	100.00%
<b>Successful</b>	<b>1,395</b>	73.23%
<b>Revoked - Prison - CDCR</b>	<b>333</b>	17.48%
<b>Revoked - 1170</b>	<b>102</b>	5.35%
<b>Unsuccessful - Jail</b>	<b>75</b>	3.94%

Total adult supervisions completed: **2,207**  
 Total successful completions: **1,395**  
 Total unsuccessful completions: **515**  
 Number of offender(s) sent to state prison (CDCR): **333**  
 Number of offender(s) sent to local jail: **177**  
 Total completions with unmeasurable "other" outcomes: **297**

*Note: the above count excludes 297 supervision terminations without measurable outcomes.*



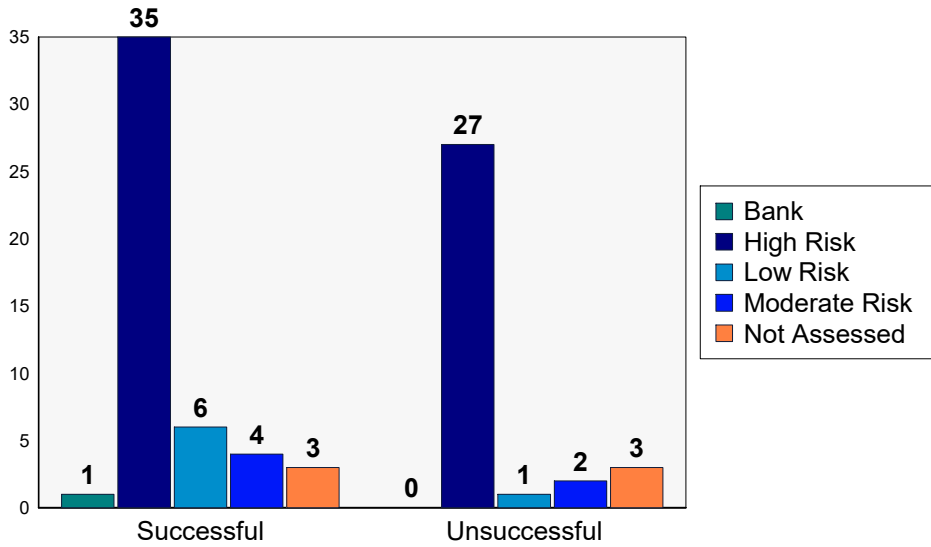
**Mandatory Supervision ("Split Sentence") Completion Outcomes by Risk Classification Levels  
between 1/1/25 and 12/31/2025 (12-month lookback)**



	Total		Successful		Unsuccessful	
<b>Total</b>	<b>49</b>	100.00%	<b>31</b>	63.27%	<b>18</b>	36.73%
High Risk	<b>41</b>	100.00%	24	58.54%	17	41.46%
Low Risk	<b>1</b>	100.00%	1	100.00%	0	0.00%
Moderate Risk	<b>7</b>	100.00%	6	85.71%	1	14.29%

*Note: count total excludes 9 supervisions that ended without measurable outcomes, due to reasons such as transfer or death.*

**PRCS Supervision Completion Outcomes by Risk Classification Level  
between 1/1/25 and 12/31/2025 (12-month lookback)**



	Total		Successful		Unsuccessful	
<b>Total</b>	<b>82</b>	100.00%	<b>49</b>	59.76%	<b>33</b>	40.24%
Bank	<b>1</b>	100.00%	1	100.00%	0	0.00%
High Risk	<b>62</b>	100.00%	35	56.45%	27	43.55%
Low Risk	<b>7</b>	100.00%	6	85.71%	1	14.29%
Moderate Risk	<b>6</b>	100.00%	4	66.67%	2	33.33%
Not Assessed	<b>6</b>	100.00%	3	50.00%	3	50.00%

*Note: count total excludes 20 supervisions that ended without measurable outcomes, due to reasons such as transfer or death.*

**AB109 Realignment Fund Amounts Paid to Vendors for Contracted Services during FY 25-26**  
**Information is current as of 1/8/2026**

	<b>Total</b>	<b>Completed</b>	<b>Didn't Cor</b>	<b>Not Used</b>	<b>Pending</b>
<b>Total</b>	11	4	3	2	2
<b>Transitional Housing</b>	11	4	3	2	2

		<b>Total</b>
<b>Total</b>		(\$4,550.00)
<b>Transitional Housing</b>	<b>Total</b>	(\$4,550.00)
	<b>Feather House</b>	(\$550.00)
	<b>Redwood Recovery Services</b>	(\$2,500.00)
	<b>Sage House</b>	(\$1,500.00)

**Table A shows the number of approved service orders and their outcome status as of 1/8/2026**

**Table B shows the amounts submitted for payment for FY 23-24 services as of 1/8/2026 by vendor and service type.**

**DHHS - Tracking Data Elements for CCRC**

	<b>FY 2024-2025</b>	<b>Jul-25</b>	<b>Aug-25</b>	<b>Sep-25</b>	<b>Oct-25</b>	<b>Nov-25</b>	<b>Dec-25</b>	<b>Jan-26</b>	<b>Feb-26</b>	<b>Mar-26</b>	<b>Apr-26</b>	<b>May-26</b>	<b>Jun-26</b>	<b>FY 2025-2026</b>
<b>Employment Training Division</b>														
# of Clients Informed by ETD of Available Services	<b>66</b>	8	6	3	7	4	6							<b>34</b>
# of New Clients this Month	<b>137</b>	7	27	14	13	17	8							<b>86</b>
Total Services Delivered to new & returning clients	<b>421</b>	28	30	32	30	23	26							<b>169</b>
# Provided Vocational Assessments	<b>0</b>	0	0	0	0	0	0							<b>0</b>
# Enrolled in Voc Training	<b>0</b>	0	0	0	0	0	0							<b>0</b>
# of WEX and/or OJT Placements	<b>2</b>	0	0	1	0	1	0							<b>2</b>
# Entered Employment	<b>2</b>	1	0	1	0	0	2							<b>4</b>
<b>Behavioral Health</b>														
Time between referral and treatment encounter (days)	<b>2.8</b>	3.6	2.5	2.7	1.5	2.4	1.0							<b>2.3</b>
# of encounters by staff.	<b>6137</b>	462	425	348	324	260	246							<b>2065</b>
# of encounters by prescriber.	<b>1056</b>	88	24	42	25	33	28							<b>240</b>
# of unique encounters.	<b>2629</b>	196	190	191	171	156	165							<b>1069</b>
# of treatment hours by providers.	<b>4238</b>	319	301	240	217	188	183							<b>1448</b>
# of clients with Dual Diagnosis (medical, SUD, BH).	<b>2373</b>	184	179	178	157	138	143							<b>979</b>
Number of clients receiving acute care (safety cell & acute transfer to SV/CSU).	<b>492</b>	52	52	65	56	52	51							<b>328</b>
Total Referrals	<b>967</b>	107	99	108	93	98	78							<b>583</b>
# AWOL	<b>8</b>	1	2	1	0	2	0							<b>6</b>
# Admit Medical Hospital	<b>13</b>	1	1	1	0	4	0							<b>7</b>
# CSU	<b>123</b>	13	13	17	21	22	15							<b>101</b>
# Out of County	<b>467</b>	54	45	42	37	44	27							<b>249</b>
# SV	<b>201</b>	28	21	20	19	14	24							<b>126</b>
# Did Not Meet Criteria for Hold	<b>155</b>	10	17	27	16	12	12							<b>94</b>
# of FIST doubts	<b>81</b>	4	8	4	4	7	6							<b>33</b>
# of FIST determinations	<b>50</b>	6	2	2	3	2	6							<b>21</b>
# of FIST restored	<b>37</b>	4	4	7	5	2	5							<b>27</b>
% Homeless Living Arrangement	<b>41%</b>	41%	37%	41%	32%	48%	42%							<b>40%</b>
% Housed Living Arrangement	<b>47%</b>	50%	49%	47%	55%	39%	40%							<b>47%</b>
% Treatment Facility Living Arrangement	<b>12%</b>	9%	15%	11%	13%	13%	18%							<b>13%</b>

## DHHS Data Explanations / Definitions

Employment Training Division	
# of Clients Informed by ETD of Available Services	# of Clients who have been informed by ETD staff either individually or in a group orientation about ETD's available services
# of New Clients this Month	# of Clients who have met one-on-one with an ETD staff member for an initial vocational counseling session or other work readiness service
Total Services Delivered to new & returning clients	Total # of services delivered during month - includes services to new and returning clients
# Provided Vocational Assessments	# of clients who have received one or more of the following vocational assessments:
	- CareerScope - measures career aptitudes and attraction
	- Emotional Intelligence Success Profiler - measures social/Emotional barriers affecting work Success
	- Keirseey Temperament Sorter - Identifies personality traits, attitudes, values & talents
# Enrolled in Voc Training	# of Clients enrolled in a vocational training program through a local college or private provider
# of WEX and/or OJT Placements	# of Clients placed in a work-experience or on-the-job-training subsidize job
# Entered Employment	# of AB109 Client to enter unsubsidized employment
Behavioral Health	
Time between referral and treatment encounter (days)	Average number of days between a referral and being seen for BH health services
# of encounters by staff.	# of BH service instances performed by providers
# of encounters by prescriber.	# of BH service instances performed by Drs and NPs
# of unique encounters.	# of clients who received service one or more times during a month
# of treatment hours by providers.	Total number of logged hours providing a service to a client
# of clients with Dual Diagnosis (medical, SUD, BH).	# of clients who received mental health services and had a non-mental health diagnosis code
Number of clients receiving acute care (safety cell & acute transfer to SV/CSU).	# of clients referred to SV, CSU, SUD, transferred out of county, or admitted to a medical facility after a hold
Total Referrals	# of outcomes and referrals from a temporary hold
# Admit Medical Hospital	# of transfers to a medical facility after a temporary hold
# CSU	# of transfers to CSU from a temporary hold
# Out of County	# of transfers to an 'out of county' facility after a temporary hold
# SV	# of transfers to SV from a temporary hold
# AWOL	# of instances of a client AWOL
# Did Not Meet Criteria for Hold	# who determined to not meet criteria for a temporary 1799 or 5150 hold
# of FIST doubts	# of Felony Incompetent to Stand Trial 1368's with competency doubts
# of FIST determinations	# of Felony Incompetent to Stand Trial receiving a 1370 order
# of FIST restored	Total # of Felony Incompetent to Stand Trial instances where competency was determined or declared
% Homeless Living Arrangement	% Clients receiving service and identifying as having a homeless living arrangement out of all clients with a noted living arrangement
% Housed Living Arrangement	% Clients receiving service and identifying as having a homeless living arrangement out of all clients with a noted living arrangement
% Treatment Facility Living Arrangement	% Clients receiving service and identifying as having a treatment facility as their living arrangement out of all clients with a noted living arrangement

**Humboldt County Correctional Facility (HCCF)**  
**Number of Jail Inmates Requiring Mental Health and Medical Services by Month**  
**2025-2026**

Jail Inmates Requiring Mental Health Services	Humboldt County Jail Mental Health Services													
	Mental Health Services :	Jul-25	Aug-25	Sep-25	Oct-25	Nov-25	Dec-25	Jan-26	Feb-26	Mar-26	Apr-26	May-26	Jun-26	Monthly Average
1. Number of Mental Health cases open on last day of month	<b>437</b>	<b>378</b>	<b>442</b>	<b>374</b>	<b>319</b>	<b>264</b>								<b>369</b>
2. Number of new Mental Health cases opened during month	191	175	146	115	117	89								139
3. Number of inmates receiving psychotropic medications on last day of month	128	136	146	158	150	150								145

1. Calculation is based on tally of all inmates in the offender management system census, printed on the last business day of the month, who received Mental Health services during the month. This also includes those who are continuously incarcerated and continue to receive Mental Health services.
2. Calculation is based on comparison of the current month's census with the previous month's census of those incarcerated, and tally of new inmates opened for services during the current month.
3. Calculation is based on comparing the jail medication list with the jail census and tallying the total number of clients who are receiving psychotropic medications.