

Humboldt County Community Corrections Partnership

Executive Committee Meeting

Required Member Agencies (pursuant to Penal Code Section 1230.1(b): Chief Probation Officer – Chair, Chief of Police, Sheriff, District Attorney, Public Defender, presiding judge of the Superior Court (or designee), and one representative from Mental Health, AOD or Social Services (pursuant to PC1230(b) (2)(G), (H) or (J), as designated by the Board of Supervisors).

DATE: MARCH 18, 2026

TIME: 12:15PM - 1:15PM

LOCATION: HUMBOLDT COUNTY COURTHOUSE, 825 5TH STREET, 1ST FLOOR, CONFERENCE ROOM A

- I. **Call To Order**
- II. **Roll Call Of Voting Members**
- III. **Review And Approval Of Minutes - February 18, 2026**

Documents:

[HCCCP EC Minutes 02182026 - DRAFT.pdf](#)

- IV. **Adjustments To Agenda**
- V. **Review Of AB109 Trust Fund And Budget**
- VI. **DISCUSSION ITEM: New Day Reporting Center Location**

605 K Street, Eureka, CA as a potential new site for the Day Reporting Center.

- VII. **DISCUSSION ITEM: Wellpath Contract**

- VIII. **DISCUSSION: CalAIM**

- IX. **Review Of Realignment Data**

Monthly review of data submitted by CCP Plan Partners

Documents:

[DHHS Forensics 02-2026.pdf](#)
[02-2026 CCP 25-26 Report.pdf](#)

- X. **Set Agenda For Next Meeting (February 18, 2026)**
- XI. **Roundtable**
- XII. **Adjourn**



Humboldt County Community Corrections Partnership – Executive Committee

Date: February 18, 2026

Time: 12:15 PM to 1:30 PM

Location: Humboldt County Courthouse, 1st Floor,
Conference Room A

Required Member Agencies (pursuant to Penal Code Section 1230.1(b): Chief Probation Officer – Chair, Chief of Police, Sheriff, District Attorney, Public Defender, presiding judge of the Superior Court (or designee), and one representative from Mental Health, AOD or Social Services (pursuant to PC1230(b)(2)(G), (H) or (J), as designated by the Board of Supervisors).

Minutes

I. Call to Order

Chief Sanders called the meeting to order at 12:16pm.

II. Roll Call of Voting Members

Coral Sanders, Chief Probation Officer – present

Stacey Eads, District Attorney – present

William Honsal, Sheriff – present

Ron Sligh, Ferndale Chief of Police – present

Luke Brownfield, Public Defender – not present

Connie Beck, Director of DHHS – present

Kelly Neel, Superior Court Judge – present

III. Review and approval of minutes – January 21, 2026

Sheriff Honsal motioned to approve the minutes.

Chief Sligh seconded the motion.

A vote was taken and the motion was carried unanimously.

IV. Adjustments to Agenda

No adjustments to the agenda were made.

V. Review of AB 109 trust fund and budget.

- No claims for Q3 have been received to date.
- Started the FY at \$10.9 million and projected to end the FY at \$11.2 million

NEW BUSINESS

- VI. **ACTION ITEM:** *Behavioral Health Services Through Wellpath – this funding request seeks to approve the amount of \$145,928.00 and adopt the current staffing structure in the proposed item with the exception of renaming the current .26 Administrative Analyst to Senior Program Manager. DHHS staffing allocations previously approved but not included in this proposal would be deallocated.*

This item was added to the agenda and brought forward to a vote at the January 21st meeting. After consulting with County Counsel, it was determined that this item

should be posted on the February agenda with another vote to be taken as to meet the Brown Act requirements.

Judge Neel motioned to approve this action item.

Chief Sligh seconded the motion.

A vote was taken, and the motion was carried unanimously.

VII. DISCUSSION ITEM: 606 K Street, Eureka, CA as a potential new site for the Day Reporting Center.

This location would also potentially house SWAP program staff. DHHS currently occupies the building and will be vacating the site in the near future.

Duane Christian, Coral Sanders, and Connie Beck met to discuss how the potential site would function. This information was provided to Public Works for additional planning assistance. County infrastructure such as Information Technology already exists within the building. The site also has an existing gated parking lot.

\$3.7million is currently encumbered for the jail expansion project that would be used towards the new location.

VIII. DISCUSSION ITEM: Wellpath Contract

Duane Christian: Currently ensuring the contract has the appropriate language for all parties. Due to new legislation, unions will need to be notified as this contract will affect existing union member employees. Notification takes place through Human Resources. This may cause a delay in bringing the contract before the Board.

IX. DISCUSSION ITEM: CalAIM

Coral Sanders: A Program Manager will be hired under the Sheriff's Office that will be housed in Probation part-time to oversee the Program Coordinator. A job offer was made to a candidate who withdrew from the hiring process. The recruitment for Program Manager will be reopening.

Duane Christian: Meetings with HMA continue to try to move implementation forward.

OLD BUSINESS:

X. Review of Realignment Data -Discussion Item

Monthly Review of data submitted by CCP Plan partners.

Probation and DHHS data were provided with the agenda and can be found online in the Agenda Center.

XI. Set agenda for next meeting (March 18, 2026).

To add an item to a future agenda, please email Coral Sanders: [Csanders@co.humboldt.ca.us](mailto:Csanderson@co.humboldt.ca.us) and Cc Lauren Lund: LLund@co.humboldt.ca.us

XII. Roundtable (as time permits)

Judge Neel – Superior Court: looking into a management system that can remind people of when their court date is.

Natalie Aroyo – BOS: Visited Pelican Bay with Cal Poly Students to speak to inmates. Inmates were eager to learn about what seeking employment would be like if paroled.

Connie Beck – DHHS: Supervising Health Clinician starting at CCRC in March. Lost Coast Outpost wrote an article on CARE Court.

XIII. Adjourn

The meeting was adjourned at 12:48pm.

DRAFT

DHHS - Tracking Data Elements for CCRC

	FY 2024-2025	Jul-25	Aug-25	Sep-25	Oct-25	Nov-25	Dec-25	Jan-26	Feb-26	Mar-26	Apr-26	May-26	Jun-26	FY 2025-2026
Employment Training Division														
# of Clients Informed by ETD of Available Services	66	8	6	3	7	4	6	2	6					42
# of New Clients this Month	137	7	27	14	13	17	8	2	6					94
Total Services Delivered to new & returning clients	421	28	30	32	30	23	26	26	16					211
# Provided Vocational Assessments	0	0	0	0	0	0	0	0	0					0
# Enrolled in Voc Training	0	0	0	0	0	0	0	0	0					0
# of WEX and/or OJT Placements	2	0	0	1	0	1	0	0	0					2
# Entered Employment	2	1	0	1	0	0	2	4	1					9
Behavioral Health														
Time between referral and treatment encounter (days)	2.8	3.6	2.5	2.7	1.5	2.4	1.0	1.2	0.8					2.0
# of encounters by staff.	6137	462	425	348	324	260	246	295	242					2602
# of encounters by prescriber.	1056	88	24	42	25	33	28	32	23					295
# of unique encounters.	2629	196	190	191	171	156	165	163	137					1369
# of treatment hours by providers.	4238	319	301	240	217	188	183	213	178					1839
# of clients with Dual Diagnosis (medical, SUD, BH).	2373	184	179	178	157	138	143	144	124					1247
Number of clients receiving acute care (safety cell & acute transfer to SV/CSU).	492	52	52	65	56	52	51	54	56					438
Total Referrals	967	107	99	108	93	98	78	84	101					768
# AWOL	8	1	2	1	0	2	0	0	4					10
# Admit Medical Hospital	13	1	1	1	0	4	0	0	2					9
# CSU	123	13	13	17	21	22	15	12	19					132
# Out of County	467	54	45	42	37	44	27	30	41					320
# SV	201	28	21	20	19	14	24	21	22					169
# Did Not Meet Criteria for Hold	155	10	17	27	16	12	12	21	13					128
# of FIST doubts	81	4	8	4	4	7	6	3	1					37
# of FIST determinations	50	6	2	2	3	2	6	3	3					27
# of FIST restored	37	4	4	7	5	2	5	0	2					29
% Homeless Living Arrangement	41%	41%	37%	41%	32%	48%	42%	42%	41%					41%
% Housed Living Arrangement	47%	50%	49%	47%	55%	39%	40%	43%	41%					45%
% Treatment Facility Living Arrangement	12%	9%	15%	11%	13%	13%	18%	15%	18%					14%

DHHS Data Explanations / Definitions

Employment Training Division	
# of Clients Informed by ETD of Available Services	# of Clients who have been informed by ETD staff either individually or in a group orientation about ETD's available services
# of New Clients this Month	# of Clients who have met one-on-one with an ETD staff member for an initial vocational counseling session or other work readiness service
Total Services Delivered to new & returning clients	Total # of services delivered during month - includes services to new and returning clients
# Provided Vocational Assessments	# of clients who have received one or more of the following vocational assessments:
	- CareerScope - measures career aptitudes and attraction
	- Emotional Intelligence Success Profiler - measures social/Emotional barriers affecting work Success
	- Keirseey Temperament Sorter - Identifies personality traits, attitudes, values & talents
# Enrolled in Voc Training	# of Clients enrolled in a vocational training program through a local college or private provider
# of WEX and/or OJT Placements	# of Clients placed in a work-experience or on-the-job-training subsidize job
# Entered Employment	# of AB109 Client to enter unsubsidized employment
Behavioral Health	
Time between referral and treatment encounter (days)	Average number of days between a referral and being seen for BH health services
# of encounters by staff.	# of BH service instances performed by providers
# of encounters by prescriber.	# of BH service instances performed by Drs and NPs
# of unique encounters.	# of clients who received service one or more times during a month
# of treatment hours by providers.	Total number of logged hours providing a service to a client
# of clients with Dual Diagnosis (medical, SUD, BH).	# of clients who received mental health services and had a non-mental health diagnosis code
Number of clients receiving acute care (safety cell & acute transfer to SV/CSU).	# of clients referred to SV, CSU, SUD, transferred out of county, or admitted to a medical facility after a hold
Total Referrals	# of outcomes and referrals from a temporary hold
# Admit Medical Hospital	# of transfers to a medical facility after a temporary hold
# CSU	# of transfers to CSU from a temporary hold
# Out of County	# of transfers to an 'out of county' facility after a temporary hold
# SV	# of transfers to SV from a temporary hold
# AWOL	# of instances of a client AWOL
# Did Not Meet Criteria for Hold	# who determined to not meet criteria for a temporary 1799 or 5150 hold
# of FIST doubts	# of Felony Incompetent to Stand Trial 1368's with competency doubts
# of FIST determinations	# of Felony Incompetent to Stand Trial receiving a 1370 order
# of FIST restored	Total # of Felony Incompetent to Stand Trial instances where competency was determined or declared
% Homeless Living Arrangement	% Clients receiving service and identifying as having a homeless living arrangement out of all clients with a noted living arrangement
% Housed Living Arrangement	% Clients receiving service and identifying as having a homeless living arrangement out of all clients with a noted living arrangement
% Treatment Facility Living Arrangement	% Clients receiving service and identifying as having a treatment facility as their living arrangement out of all clients with a noted living arrangement

**Humboldt County Correctional Facility (HCCF)
Number of Jail Inmates Requiring Mental Health and Medical Services by Month
2025-2026**

Jail Inmates Requiring Mental Health Services	Humboldt County Jail Mental Health Services												
Mental Health Services :	Jul-25	Aug-25	Sep-25	Oct-25	Nov-25	Dec-25	Jan-26	Feb-26	Mar-26	Apr-26	May-26	Jun-26	Monthly Average
1. Number of Mental Health cases open on last day of month	437	378	442	374	319	264	310	215					342
2. Number of new Mental Health cases opened during month	191	175	146	115	117	89	144	90					133
3. Number of inmates receiving psychotropic medications on last day of month	128	136	146	158	150	150	100	160					141

1. Calculation is based on tally of all inmates in the offender management system census, printed on the last business day of the month, who received Mental Health services during the month. This also includes those who are continuously incarcerated and continue to receive Mental Health services.
2. Calculation is based on comparison of the current month's census with the previous month's census of those incarcerated, and tally of new inmates opened for services during the current month.
3. Calculation is based on comparing the jail medication list with the jail census and tallying the total number of clients who are receiving psychotropic medications.

County of Humboldt Community Corrections Partnership Monthly Report Data for February 2026

Adult Probation Supervision Population Trend by Case Type 12-month look-back from report date: 2/28/2026

	Total Supervised		Mandatory Supervision		PRCS		Probation	
2/28/2025	1,162	100%	114	9.81 %	183	15.75%	886	76.25 %
3/31/2025	1,142	100%	110	9.63 %	175	15.32%	877	76.80 %
4/30/2025	1,132	100%	104	9.19 %	173	15.28%	873	77.12%
5/31/2025	1,136	100%	103	9.07 %	174	15.32 %	874	76.94 %
6/30/2025	1,132	100%	100	8.83 %	169	14.93%	880	77.74 %
7/31/2025	1,144	100%	102	8.92 %	170	14.86%	888	77.62 %
8/31/2025	1,141	100%	99	8.68 %	171	14.99%	888	77.83 %
9/30/2025	1,131	100%	100	8.84 %	177	15.65 %	872	77.10%
10/31/2025	1,147	100%	104	9.07 %	166	14.47 %	892	77.77%
11/30/2025	1,155	100%	107	9.26 %	166	14.37 %	895	77.49 %
12/31/2025	1,153	100%	106	9.19 %	162	14.05 %	901	78.14 %
1/31/2026	1,144	100%	103	9.00 %	162	14.16 %	893	78.06 %
2/28/2026	1,142	100%	104	9.10 %	163	14.27 %	889	77.85 %
Percentage by which each supervised population increased or decreased from 2/28/2025 to report month end date			-10	-8.77 %	-20	-10.93%	3	0.34 %

Note:

The above totals for all supervised populations represent the end-counts of the supervised populations as of the last day of the report month, including individuals on warrant. Individuals with more than one supervision case type (dual supervisions) are counted once in each category. The combined percentage values of the supervised groups will not add up to 100% due to dual supervisions.

**SRP Pre-Sentence Caseload Count for Report Month
between 02/01/2026 and 2/28/2026**

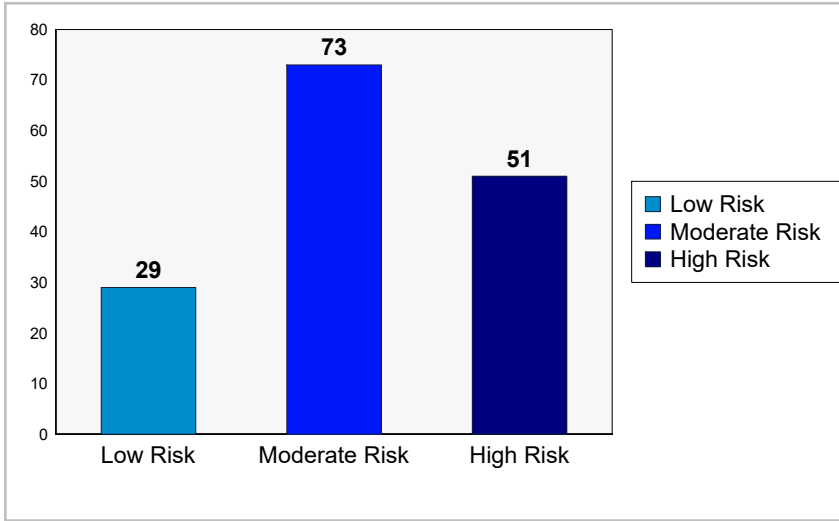
	Supes Open at Start	New Supes Opened	Supes Ended	Supes Open at End
PRS-SRP 1	66	6	12	60
PRS-SRP 2	66	11	16	61
PRS-SRP 3	0	0	0	0
PRS-SRP 4	0	0	0	0
PRS-SRP Inactive	0	0	0	0
PRS-SRP Intake	0	0	0	0
Totals:	132	17	28	121

**SRP Pre-Sentence Supervision
Length of Participation "Snap-Shot" Counts
for Supervisions Active on 2/28/2026**

Average number of months: **6**
 Greatest number of months: **27**
 Median number of months: **4**

Notes: Length counts are for SRP pre-sentence supervisions active on point-in-time date 2/28/2026.

**Risk Level Counts for Supervised Release Pre-Sentence Supervisions
Active between 2/1/2026 and 2/28/2026**



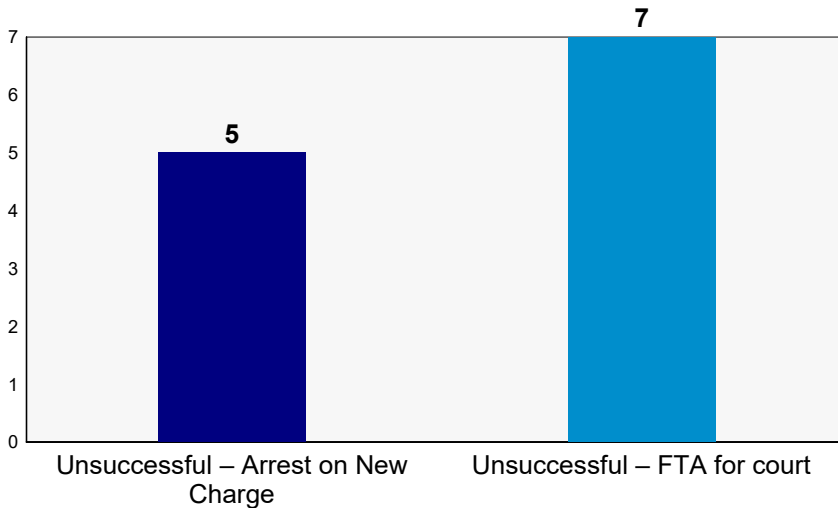
The bar chart identifies risk level counts for the total **143** SRP Pre-Sentence participants, whose supervisions were active at some point between **2/1/2026** and **2/28/2026**.

Risk levels are based on evidenced based ORAS Score levels:
 Low Risk: 0-2
 Moderate Risk: 3-5
 High Risk: 6-9

SRP Pre-Sentence Supervision Termination Outcomes between 2/1/2026 and 2/28/2026

	Total	Successful	Unsuccessful
Total	28 100.00%	16 57.14%	12 42.86%

Reasons for Unsuccessful Supervision Terminations



Notes: between **2/1/2026** and **2/28/2026**, **28** SRP pre-sentence supervisions terminated.

Of the **28** terminations, **16** were successful, and **12** were unsuccessful.

The bar chart identifies the reasons for the **12** unsuccessful terminations.

Any participant that died during supervision would be excluded from the outcomes. **0** participants died during the report period.

Formal Probation Supervision (Case Type) Termination Outcomes between 2/1/2026 to 2/28/2026

Formal Supervision Outcomes	21	100.00%
Successful	15	71.43%
Revoked - Prison - CDCR	5	23.81%
Revoked - 1170	1	4.76%

Note: the supervision outcomes above exclude 2 supervisions with "other outcome".

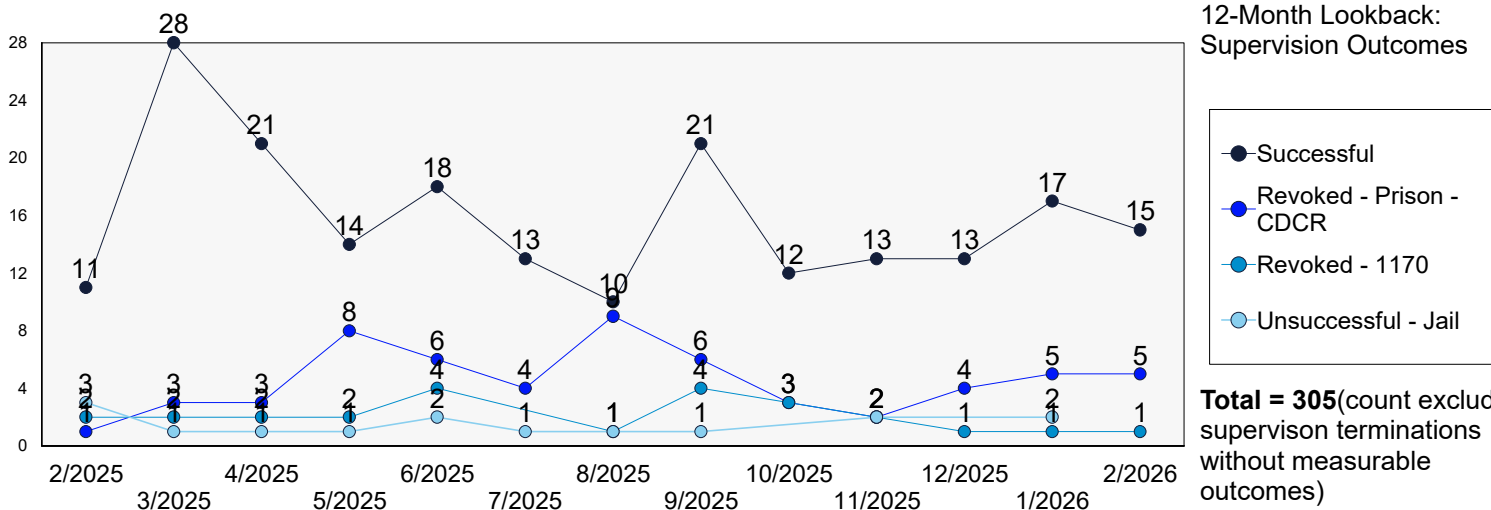
Total Formal supervisions completed: **23**
 Total successful completions: **15**
 Total unsuccessful completions: **6**
 Number of offender(s) sent to state prison (CDCR):**5**
 Number of offender(s) sent to local jail: **1**
 Total completions with unmeasurable "other" outcomes: **2**

Formal Probation (Case Type) Supervision Termination Outcomes 12-Month Lookback from 2/1/2025 to 2/28/2026

Formal Probation Outcomes Totals	305	100.00%
Successful	206	67.54%
Revoked - Prison - CDCR	59	19.34%
Revoked - 1170	25	8.20%
Unsuccessful - Jail	15	4.92%

Note: the supervision outcomes above exclude 28 supervisions with "other outcome".

Total Formal Probation supervisions completed: **333**
 Total successful completions: **206**
 Total unsuccessful completions: **99**
 Number of offender(s) sent to state prison (CDCR):**59**
 Number of offender(s) sent to local jail: **40**
 Total completions with unmeasurable "other" outcomes: **28**



12-Month Lookback: Supervision Outcomes

- Successful
- Revoked - Prison - CDCR
- Revoked - 1170
- Unsuccessful - Jail

Total = 305(count excludes supervision terminations without measurable outcomes)

Mandatory Supervision (Case Type) Termination Outcomes between 2/1/2026 to 2/28/2026

Mandatory Supervision Outcomes	2	100.00%
Successful	1	50.00%
Revoked - 1170	1	50.00%

Note: the supervision outcomes above exclude 0 supervision(s) with "other outcome".

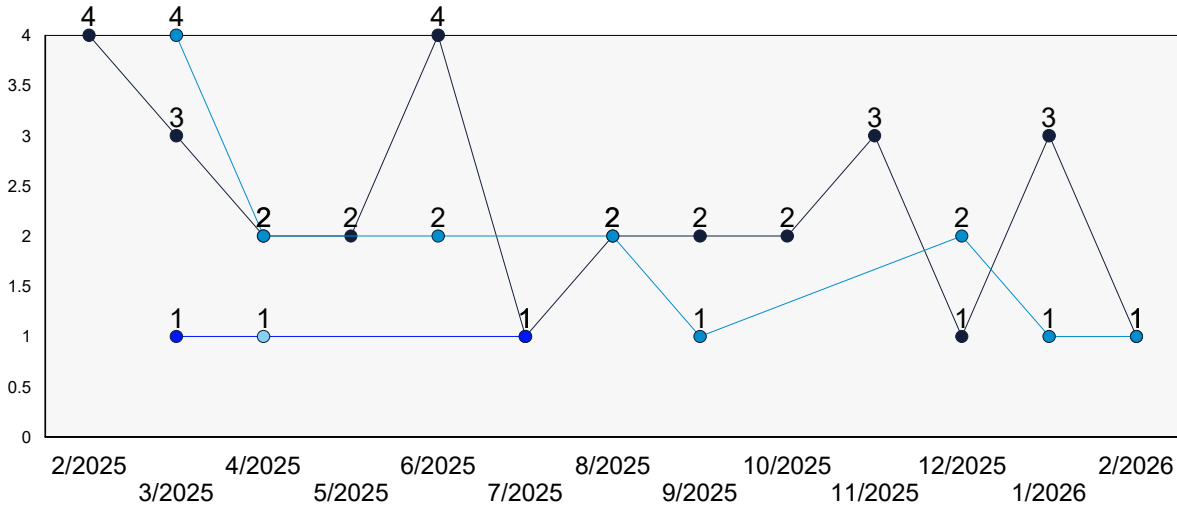
Total Mandatory supervisions completed: **2**
 Total successful completions: **1**
 Total unsuccessful completions: **1**
 Number of offender(s) sent to state prison (CDCR): **0**
 Number of offender(s) sent to local jail: **1**
 Total completions with unmeasurable "other" outcomes: **0**

Mandatory Supervision (Case Type) Termination Outcomes 12-Month Lookback from 2/1/2025 to 2/28/2026

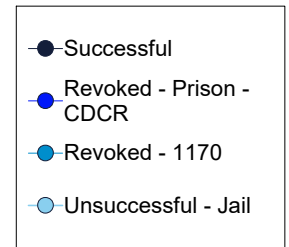
Mandatory Supervision Outcomes	48	100.00%
Successful	30	62.50%
Revoked - Prison - CDCR	2	4.17%
Revoked - 1170	15	31.25%
Unsuccessful - Jail	1	2.08%

Note: the supervision outcomes above exclude 8 supervisions with "other outcome".

Total Mandatory supervisions completed: **56**
 Total successful completions: **30**
 Total unsuccessful completions: **18**
 Number of offender(s) sent to state prison (CDCR):**2**
 Number of offender(s) sent to local jail: **16**
 Total completions with unmeasurable "other" outcomes: **8**



12-Month Lookback: Supervision Outcomes



Total = 48 (count excludes supervision terminations without measurable outcomes)

PRCS (Case Type) Supervision Termination Outcomes between 2/1/2026 to 2/28/2026

PRCS Supervision Outcome Totals:	6	100.00%
Successful	5	83.33%
Revoked - Prison - CDCR	1	16.67%

Note: the supervision outcomes above exclude 1 supervisions with "other outcome".

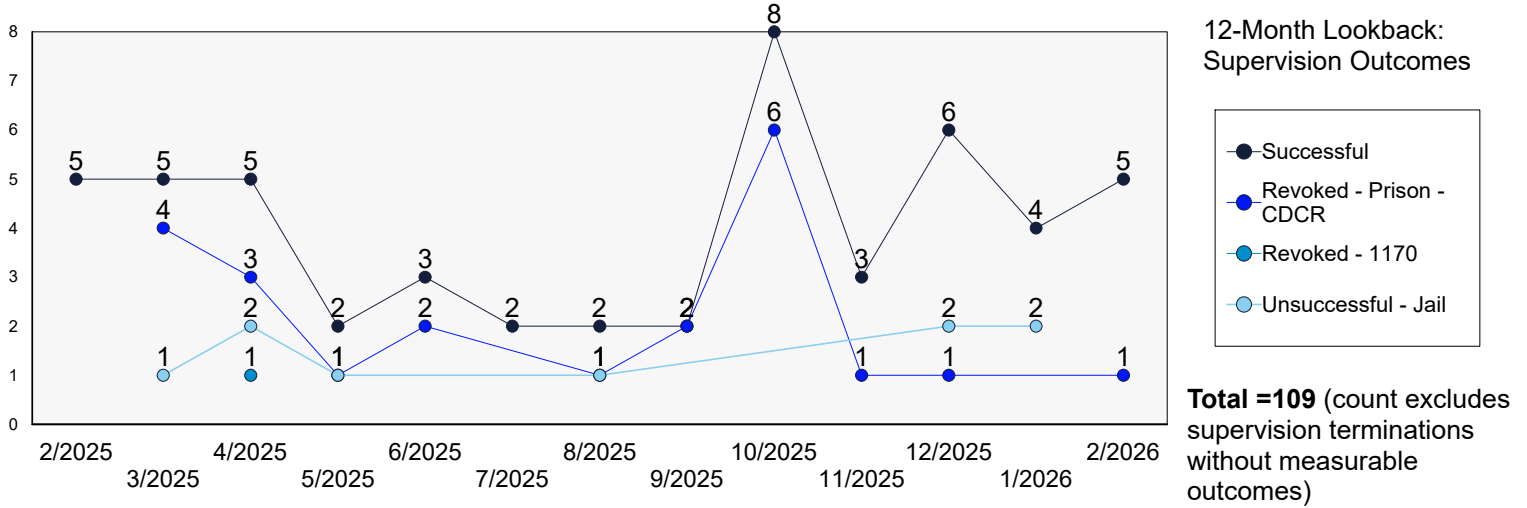
Total PRCS supervisions completed: **7**
 Total successful completions: **5**
 Total unsuccessful completions: **1**
 Number of offender(s) sent to state prison (CDCR):**1**
 Number of offender(s) sent to local jail: **0**
 Total completions with unmeasurable "other" outcomes: **1**

PRCS (Case Type) Supervision Termination Outcomes 12-Month Lookback from 2/1/2025 to 2/28/2026

PRCS Supervision Outcome Totals:	84	100.00%
Successful	52	61.90%
Revoked - Prison - CDCR	22	26.19%
Revoked - 1170	1	1.19%
Unsuccessful - Jail	9	10.71%

Note: the supervision outcomes above exclude **24** supervisions with "other outcome".

Total PRCS supervisions completed: **109**
 Total successful completions: **52**
 Total unsuccessful completions: **33**
 Number of offender(s) sent to state prison (CDCR):**22**
 Number of offender(s) sent to local jail: **10**
 Total completions with unmeasurable "other" outcomes: **24**

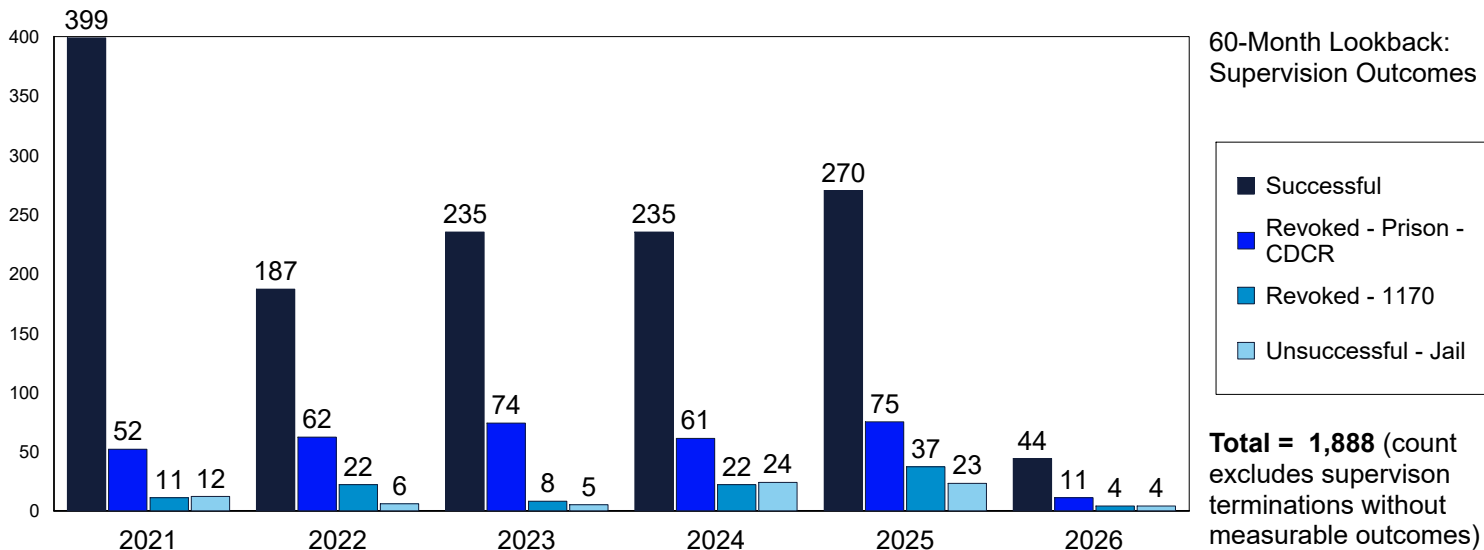


Adult Supervision Termination Outcomes (all Case Types) 60-Month Lookback from 2/1/2021 to 2/28/2026

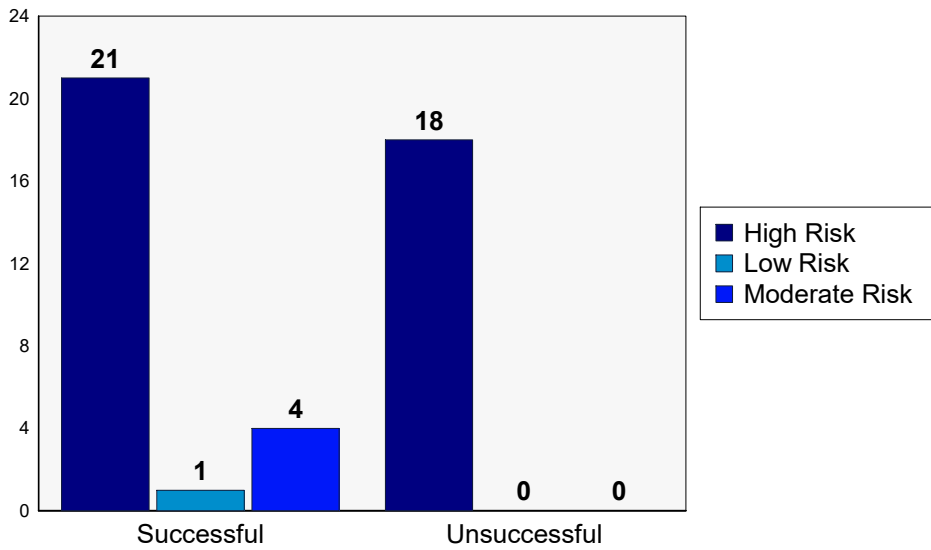
	Total	
Total	1,883	100.00%
Successful	1,370	72.76%
Revoked - Prison - CDCR	335	17.79%
Revoked - 1170	104	5.52%
Unsuccessful - Jail	74	3.93%

Total adult supervisions completed: **2,191**
 Total successful completions: **1,370**
 Total unsuccessful completions: **518**
 Number of offender(s) sent to state prison (CDCR): **335**
 Number of offender(s) sent to local jail: **178**
 Total completions with unmeasurable "other" outcomes: **303**

Note: the above count excludes 303 supervision terminations without measurable outcomes.



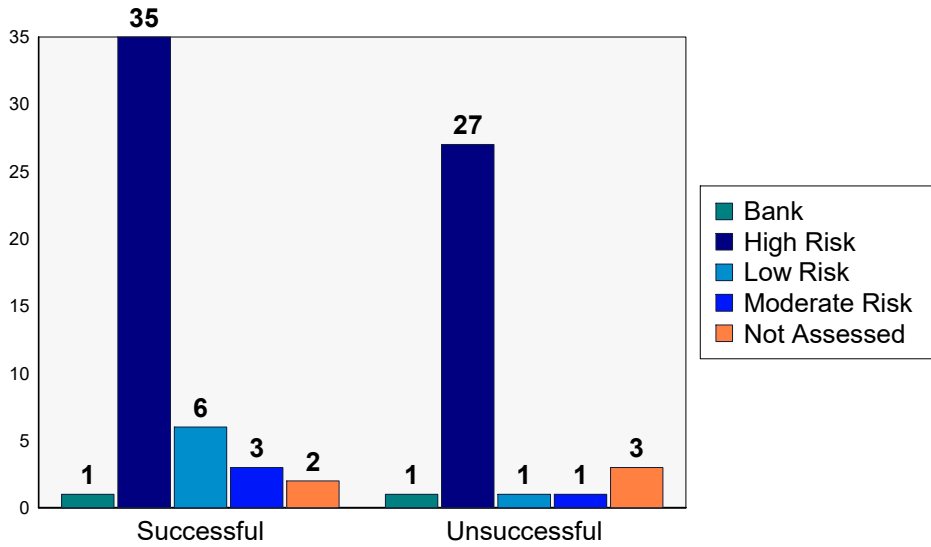
**Mandatory Supervision ("Split Sentence") Completion Outcomes by Risk Classification Levels
between 3/1/25 and 2/28/2026 (12-month lookback)**



	Total		Successful		Unsuccessful	
Total	44	100.00%	26	59.09%	18	40.91%
High Risk	39	100.00%	21	53.85%	18	46.15%
Low Risk	1	100.00%	1	100.00%	0	0.00%
Moderate Risk	4	100.00%	4	100.00%	0	0.00%

Note: count total excludes 8 supervisions that ended without measurable outcomes, due to reasons such as transfer or death.

**PRCS Supervision Completion Outcomes by Risk Classification Level
between 3/1/25 and 2/28/2026 (12-month lookback)**



	Total		Successful		Unsuccessful	
Total	80	100.00%	47	58.75%	33	41.25%
Bank	2	100.00%	1	50.00%	1	50.00%
High Risk	62	100.00%	35	56.45%	27	43.55%
Low Risk	7	100.00%	6	85.71%	1	14.29%
Moderate Risk	4	100.00%	3	75.00%	1	25.00%
Not Assessed	5	100.00%	2	40.00%	3	60.00%

Note: count total excludes 21 supervisions that ended without measurable outcomes, due to reasons such as transfer or death.

AB109 Realignment Fund Amounts Paid to Vendors for Contracted Services during FY 25-26
Information is current as of 3/9/2026

	Total	Complete	Didn't Cor	Not Used	Pending
Total	17	7	6	2	2
BIP	1	1	0	0	0
Transitional Housing	16	6	6	2	2

		Total
Total		(\$7,600.00)
BIP	Total	(\$550.00)
	Streets 2 Schools	(\$550.00)
Transitional Housing	Total	(\$7,050.00)
	Feather House	(\$550.00)
	Redwood Recovery Services	(\$4,000.00)
	Sage House	(\$2,500.00)

Table A shows the number of approved service orders and their outcome status as of 3/9/2026

Table B shows the amounts submitted for payment for FY 23-24 services as of 3/9/2026 by vendor and service type.