



# Humboldt County Community Corrections Partnership – Executive Committee

---

**Date:** February 18, 2026

**Time:** 12:15 PM to 1:30 PM

**Location:** Humboldt County Courthouse, 1<sup>st</sup> Floor,  
Conference Room A

---

Required Member Agencies (pursuant to Penal Code Section 1230.1(b): Chief Probation Officer – Chair, Chief of Police, Sheriff, District Attorney, Public Defender, presiding judge of the Superior Court (or designee), and one representative from Mental Health, AOD or Social Services (pursuant to PC1230(b)(2)(G), (H) or (J), as designated by the Board of Supervisors).

## Agenda

---

- I. **Call to Order**
- II. **Roll Call of Voting Members**
- III. **Review and approval of minutes – January 21, 2026**
- IV. **Adjustments to Agenda**
- V. **Review of AB 109 trust fund and budget.**

### NEW BUSINESS

- VI. **ACTION ITEM:** *Behavioral Health Services Through Wellpath – this funding request seeks to approve the amount of \$145,928.00 and adopt the current staffing structure in the proposed item with the exception of renaming the current .26 Administrative Analyst to Senior Program Manager. DHHS staffing allocations previously approved but not included in this proposal would be deallocated.*
- VII. **DISCUSSION ITEM:** *606 K Street, Eureka, CA as a potential new site for the Day Reporting Center.*
- VIII. **DISCUSSION ITEM:** *Wellpath Contract*
- IX. **DISCUSSION ITEM:** *CalAIM*

### OLD BUSINESS:

- X. **Review of Realignment Data -Discussion Item**  
*Monthly Review of data submitted by CCP Plan partners.*
- XI. **Set agenda for next meeting (March 18, 2026).**
- XII. **Roundtable** (as time permits)
- XIII. **Adjourn**

# HUMBOLDT COUNTY COMMUNITY CORRECTIONS PARTNERSHIP

## EXECUTIVE COMMITTEE MEETING

Required Member Agencies (pursuant to Penal Code Section 1230.1(b): Chief Probation Officer – Chair, Chief of Police, Sheriff, District Attorney, Public Defender, presiding judge of the Superior Court (or designee), and one representative from Mental Health, AOD or Social Services (pursuant to PC1230(b)(2)(G), (H) or (J), as designated by the Board of Supervisors).

**DATE: JANUARY 21, 2026**

**TIME: 12:15PM - 1:15PM**

**LOCATION: HUMBOLDT COUNTY COURTHOUSE, 825 5TH STREET, 1ST FLOOR, CONFERENCE ROOM  
A**

1/21/2026 - Minutes

### I. **Call To Order**

Chief Sanders called the meeting to order at 12:16pm.

### II. **Roll Call Of Voting Members**

Coral Sanders, Chief Probation Officer – present

Stacey Eads, District Attorney – present

William Honsal, Sheriff – present

Ron Sligh, Ferndale Chief of Police – present

Luke Brownfield, Public Defender – present

Connie Beck, Director of DHHS – present

Kelly Neel, Superior Court Judge – not present; Voting Proxy: Judge Timothy Canning – present

### III. **Adjustments To Agenda**

Captain Duane Christian requested an action item for supplemental funding to contract behavioral health services in the jail w/ Wellpath be added to the agenda. The adjustment was made, but because the action item was brought after the agenda was posted, it will be sent to council for review and may be revisited in February if necessary.

### IV. **Review And Approval Of Minutes - November 19, 2025**

District Attorney Eads motioned to approve the November meeting minutes.

Chief Sligh seconded the motion.

A vote was taken as follows:

Aye: Sanders, Beck, Brownfield, Sligh, Eads

Nay:

Abstain: Honsal, Canning

The motion was carried.

## V. Review Of AB109 Trust Fund And Budget

Elisha Hardison provided a report out on the status of the AB109 Trust:

- There is currently \$10.9 million in the trust.
- \$5.1 million is encumbered.
- \$5.8 million is available for use.
- Projected revenue is \$7.8 million; projected expenses are at \$7.4 million.
- Projected roll over for next Fiscal Year is \$11million.
- Currently there is just over \$500,000.00 in training funds. This funding will not be replenished once depleted.

## VI. ACTION ITEM - FUNDING REQUEST: Courthouse Security

Judge Canning was present as the voting proxy and available for questions on this action item.

Sheriff Honsal provided some historical context on courthouse security screening. HCSO and the Courts have been in negotiations on this topic since July 2025. Neither HCSO nor the Superior Court have received additional funding for courthouse security screening since the Trial Court funding ended. This funding request is for stop gap funding until a more permanent solution can be implemented into the budget. Recent developments show that Glenn County has appealed to the judicial council and state controller, resulting in additional funding for their courthouse security screening. HCSO and the Superior Court will also be appealing to seek this funding.

The CAO and HCSO are in support of this funding request.

Chief Sanders stated that if this cost were to be long-term it would cause the amount of expenditures to exceed revenue coming in.

Per Sheriff Honsal, if long term funding cannot be obtained, there may be an alternative solution of moving courthouse security screening to the second floor to only service those attending court.

HCSO will continue to pay their 17% contribution to courthouse security screening out of their budget. This funding request, brought forth by the Court is to make up their 83% of funding.

Chief Sligh stated that the current security provides watchful assistance to Sheriff Office staff in reporting incidents that occur at the Courthouse.

Public Defender Brownfield motioned to approve this funding request.

Chief Sligh seconded the motion.

A vote was taken, and the motion passed unanimously.

## VII. ACTION ITEM - FUNDING REQUEST: Behavioral Health Services Through

## Wellpath

Captain Duane Christian presented this action item. A breakdown was provided of current funding costs and sources.

A discussion took place regarding the role of remaining DHHS staff.

This funding request seeks to approve the amount of \$145,928.00 and adopt the current staffing structure in the proposed item with the exception of renaming the current .26 admin analyst to Senior Program Manager. DHHS staffing allocations previously approved but not included in this proposal would be deallocated.

Public Defender Brownfield motioned in support of this request.

Sheriff Honsal seconded the motion.

The motion was carried unanimously and will be sent to County Council for review.

### VIII. **DISCUSSION ITEM: Wellpath Contract**

No current update provided.

### IX. **DISCUSSION: CalAIM**

Chief Sanders:

- Departments have been meeting once a month with consultants.
- Progress reports were provided to the state earlier this month.

### X. **Review Of Realignment Data**

Data was provided as an attachment to the agenda and can be found on the county's agenda center.

### XI. **Roundtable**

Chief Sanders – Probation: Introduced Jesika Bradley as the new Adult Probation Division Director.

Captain Christian – Jail: There has been an increase in recruitments with 12 Correctional Deputy vacancies. There are currently 25 applicants in backgrounds.

Sheriff Honsal -HCSO: Two future site visits are scheduled for a potential day reporting center location that may fit the needs for the agencies servicing the AB109 population.

Paul Bugnacki – DHHS: Currently promoting incentives for clinician positions to attract applicants. In process of hiring a Supervising Clinician. Reviewed RFP for diversion and community-based restoration. This will end the current diversion plan.

### XII. **Set Agenda For Next Meeting (February 18, 2026 )**

Chief Sanders will be out of town at a conference. Sheriff Honsal will be Chair for this meeting.

To add an item to a future agenda, please email Lauren Lund: [LLund@co.humboldt.ca.us](mailto:LLund@co.humboldt.ca.us)

### XIII. **Adjourn**

The meeting was adjourned at 12:51pm.

DRAFT



## HUMBOLDT COUNTY SHERIFF'S OFFICE INTER-OFFICE MEMORANDUM

### ADDENDUM TO REQUEST FOR SUPPLEMENTAL FUNDING TO CONTRACT BEHAVIORAL HEALTH SERVICES IN THE JAIL WITH WELLPATH

January 21, 2026

Prepared For: The Humboldt County Community Corrections Partnership Executive Committee

#### COST ANALYSIS OF BEHAVIORAL SERVICES IN THE JAIL:

We received a cost for services from Wellpath for the annual cost to take over behavioral services and that cost was \$1,477,287 annually. Based on what CCP already contributes to DHHS for BH services, which a portion of would still be needed by DHHS to support the CCRC center, and the General Fund contributions, current funding would be short by \$145,928.00 annually. We have submitted funding requests through the Cal-Aim initiative to cover the shortage and are hoping to hear back in the next month, but in the event we do not receive the funding we are asking this committee to reallocate the existing funding of **\$1,737,766.00** minus the **\$758,313.00** which would still be allocated to DHHS for CCRC staffing for a total contribution of **\$979,453.00** and approve the additional contribution of **\$145,928.00** to support this contract amendment.

CCP	\$ 1,737,766.00
GF	\$ 351,906.00
Total	\$ <b>2,089,672.00</b>
CCRC	\$ (758,313.00)
Remaining	\$ <b>1,331,359.00</b>
WellPath	\$ (1,477,287.00)
<b>Funding Needed</b>	\$ <b>(145,928.00)</b>

My previous proposal did not provide an actual breakdown of what the staffing model that would be necessary as determined by DHHS and approved by Probation for CCRC. The below table is a breakdown of that staffing model and cost which makes up the \$758,312.63 as referenced in the above table.

Salaries & Benefits					
Position		Annual Salary & Benefits	FTE		Annual S&B x FTE
Supervising Mental Health Clinician	\$	158,458.56	0.5	\$	79,229.28
Behavioral Health Clinician	\$	135,041.06	1	\$	135,041.06
Substance Use Disorder Counselor	\$	73,326.85	1	\$	73,326.85
SR Substance Use Disorder Counselor	\$	104,274.00	1	\$	104,274.00
Behavioral Health Case Manager	\$	104,569.37	1	\$	104,569.37
Behavioral Health Nurse (RN)	\$	171,534.27	0.5	\$	85,767.13
Deputy Director	\$	222,456.00	0.02	\$	4,449.12
Admin Analyst	\$	175,587.00	0.26	\$	45,652.62
Admin Analyst	\$	101,162.00	0.1	\$	10,116.20
<b>Subtotal</b>	\$	<b>747,204.11</b>	<b>5</b>	\$	<b>642,425.64</b>

Contracted BH Director & Doctor					
Contracted Position		Hourly Rate	Hrs		Hourly rate x Hrs worked
BH Medical Director	\$	396.3	104	\$	41,220.15
Doctor	\$	287.1	260	\$	74,666.80
<b>Subtotal</b>	\$	<b>747,204.11</b>	<b>374.3</b>	\$	<b>115,886.99</b>
<b>Totals:</b>				\$	<b>758,312.63</b>

Respectfully Submitted,

Duane Christian, Captain  
 Custody Services Division  
 Humboldt County Sheriff's Office

# County of Humboldt Community Corrections Partnership Monthly Report

## Data for January 2026

### Adult Probation Supervision Population Trend by Case Type 12-month look-back from report date: 1/31/2026

	Total Supervised		Mandatory Supervision		PRCS		Probation	
<b>1/31/2025</b>	1,152	100%	112	9.72 %	179	15.54%	880	76.39 %
<b>2/28/2025</b>	1,162	100%	114	9.81 %	183	15.75%	886	76.25 %
<b>3/31/2025</b>	1,142	100%	110	9.63 %	175	15.32%	877	76.80%
<b>4/30/2025</b>	1,132	100%	104	9.19 %	173	15.28 %	872	77.03 %
<b>5/31/2025</b>	1,136	100%	103	9.07 %	174	15.32%	874	76.94 %
<b>6/30/2025</b>	1,132	100%	100	8.83 %	169	14.93%	880	77.74 %
<b>7/31/2025</b>	1,144	100%	102	8.92 %	170	14.86%	888	77.62 %
<b>8/31/2025</b>	1,141	100%	99	8.68 %	171	14.99 %	888	77.83%
<b>9/30/2025</b>	1,131	100%	100	8.84 %	177	15.65 %	872	77.10%
<b>10/31/2025</b>	1,147	100%	104	9.07 %	166	14.47 %	892	77.77 %
<b>11/30/2025</b>	1,155	100%	107	9.26 %	166	14.37 %	895	77.49 %
<b>12/31/2025</b>	1,153	100%	106	9.19 %	162	14.05 %	901	78.14 %
<b>1/31/2026</b>	<b>1,148</b>	<b>100%</b>	<b>103</b>	<b>9.00 %</b>	<b>162</b>	<b>14.11 %</b>	<b>897</b>	<b>78.14 %</b>
Percentage by which each supervised population increased or decreased from 1/31/2025 to report month end date			<b>-9</b>	<b>-8.04 %</b>	<b>-17</b>	<b>-9.50%</b>	<b>17</b>	<b>1.93 %</b>

**Note:**

The above totals for all supervised populations represent the end-counts of the supervised populations as of the last day of the report month, including individuals on warrant. Individuals with more than one supervision case type (dual supervisions) are counted once in each category. The combined percentage values of the supervised groups will not add up to 100% due to dual supervisions.

**SRP Pre-Sentence Caseload Count for Report Month  
between 01/01/2026 and 1/31/2026**

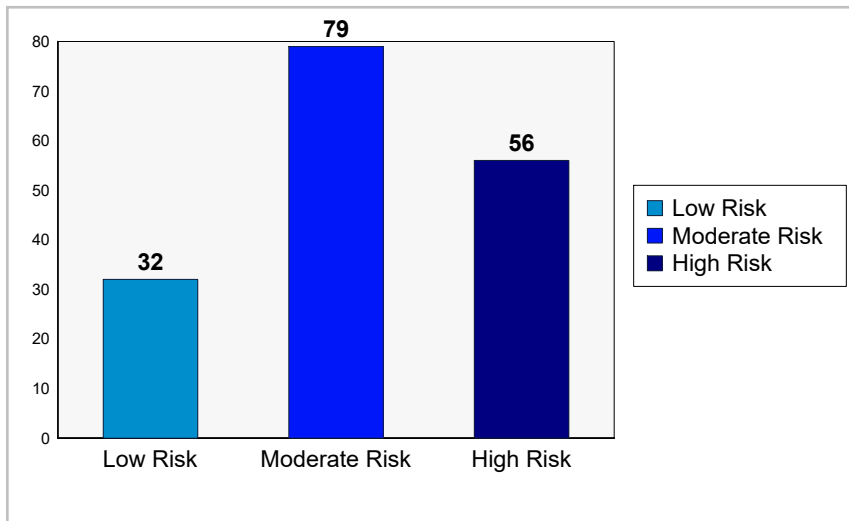
	Supes Open at Start	New Supes Opened	Supes Ended	Supes Open at End
PRS-SRP 1	64	14	11	67
PRS-SRP 2	66	19	19	66
PRS-SRP 3	0	0	0	0
PRS-SRP 4	0	0	0	0
PRS-SRP Inactive	0	0	0	0
PRS-SRP Intake	0	0	0	0
<b>Totals:</b>	<b>130</b>	<b>33</b>	<b>30</b>	<b>133</b>

**SRP Pre-Sentence Supervision  
Length of Participation "Snap-Shot" Counts  
for Supervisions Active on 1/31/2026**

Average number of months: **6**  
 Greatest number of months: **26**  
 Median number of months: **3**

**Notes:** Length counts are for SRP pre-sentence supervisions active on point-in-time date 1/31/2026.

**Risk Level Counts for Supervised Release Pre-Sentence Supervisions  
Active between 1/1/2026 and 1/31/2026**



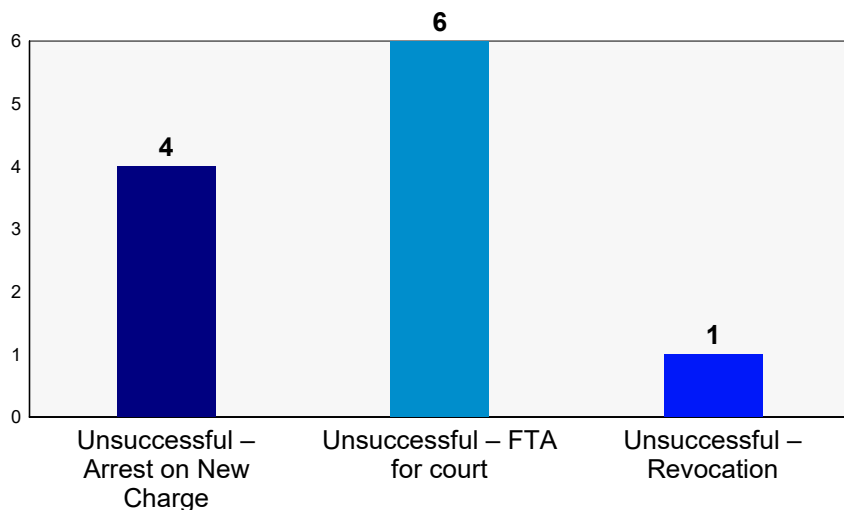
The bar chart identifies risk level counts for the total **153** SRP Pre-Sentence participants, whose supervisions were active at some point between **1/1/2026** and **1/31/2026**.

Risk levels are based on evidenced based ORAS Score levels:  
 Low Risk: 0-2  
 Moderate Risk: 3-5  
 High Risk: 6-9

**SRP Pre-Sentence Supervision Termination Outcomes between 1/1/2026 and 1/31/2026**

	Total	Successful	Unsuccessful
<b>Total</b>	<b>30</b> 100.00%	<b>19</b> 63.33%	<b>11</b> 36.67%

**Reasons for Unsuccessful Supervision Terminations**



Notes: between **1/1/2026** and **1/31/2026**, **30** SRP pre-sentence supervisions terminated.

Of the **30** terminations, **19** were successful, and **11** were unsuccessful.

The bar chart identifies the reasons for the **11** unsuccessful terminations.

Any participant that died during supervision would be excluded from the outcomes. **0** participants died during the report period.

**Formal Probation Supervision (Case Type) Termination Outcomes between 1/1/2026 to 1/31/2026**

<b>Formal Supervision Outcomes</b>	<b>23</b>	<b>100.00%</b>
<b>Successful</b>	16	69.57%
<b>Revoked - Prison - CDCR</b>	4	17.39%
<b>Revoked - 1170</b>	1	4.35%
<b>Unsuccessful - Jail</b>	2	8.70%

Note: the supervision outcomes above exclude 2 supervisions with "other outcome".

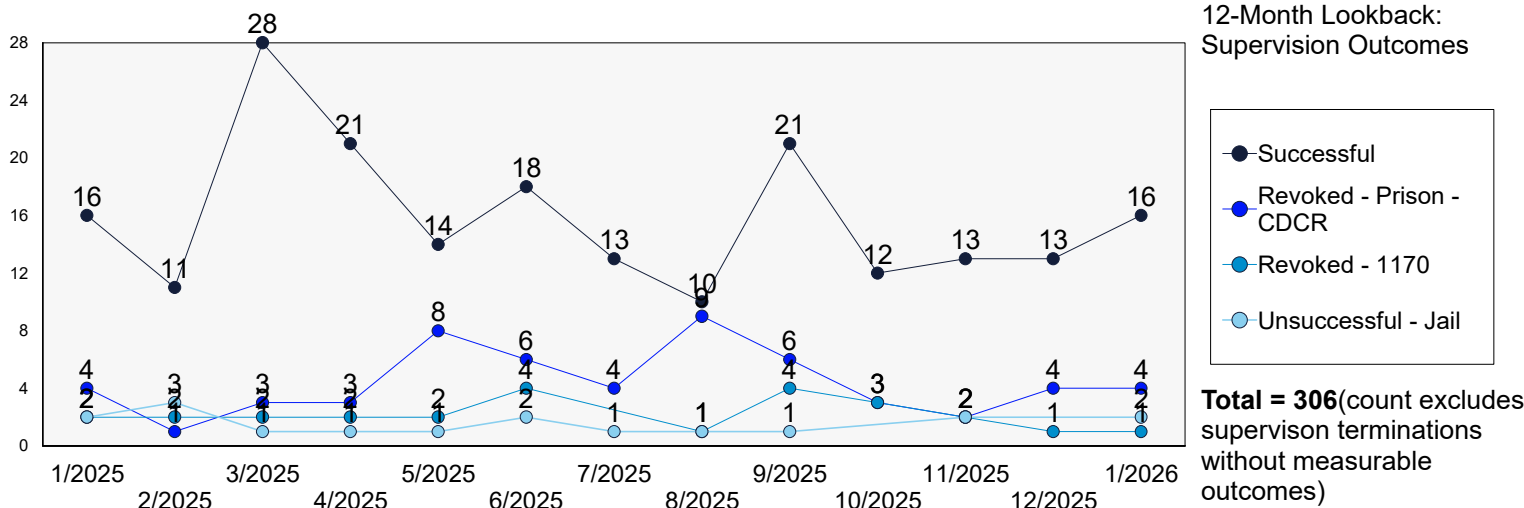
Total Formal supervisions completed: **25**  
 Total successful completions: **16**  
 Total unsuccessful completions: **7**  
 Number of offender(s) sent to state prison ( CDCR):**4**  
 Number of offender(s) sent to local jail: **3**  
 Total completions with unmeasurable "other" outcomes: **2**

**Formal Probation (Case Type) Supervision Termination Outcomes 12-Month Lookback from 1/1/2025 to 1/31/2026**

<b>Formal Probation Outcomes Totals</b>	<b>306</b>	<b>100.00%</b>
<b>Successful</b>	206	67.32%
<b>Revoked - Prison - CDCR</b>	57	18.63%
<b>Revoked - 1170</b>	26	8.50%
<b>Unsuccessful - Jail</b>	17	5.56%

Note: the supervision outcomes above exclude 27 supervisions with "other outcome".

Total Formal Probation supervisions completed: **333**  
 Total successful completions: **206**  
 Total unsuccessful completions: **100**  
 Number of offender(s) sent to state prison ( CDCR):**57**  
 Number of offender(s) sent to local jail: **43**  
 Total completions with unmeasurable "other" outcomes: **27**



**Mandatory Supervision (Case Type) Termination Outcomes between 1/1/2026 to 1/31/2026**

<b>Mandatory Supervision Outcomes</b>	<b>4</b>	<b>100.00%</b>
<b>Successful</b>	3	75.00%
<b>Revoked - 1170</b>	1	25.00%

Note: the supervision outcomes above exclude 0 supervision(s) with "other outcome".

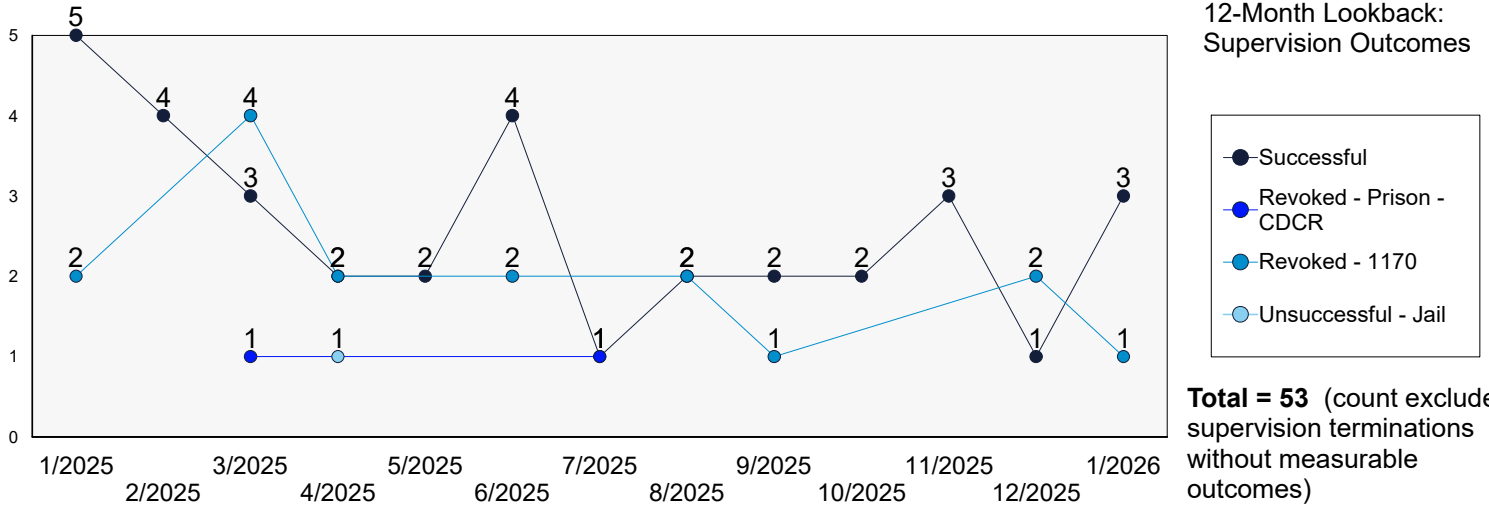
Total Mandatory supervisions completed: **4**  
 Total successful completions: **3**  
 Total unsuccessful completions: **1**  
 Number of offender(s) sent to state prison ( CDCR): **0**  
 Number of offender(s) sent to local jail: **1**  
 Total completions with unmeasurable "other" outcomes: **0**

**Mandatory Supervision (Case Type) Termination Outcomes 12-Month Lookback from 1/1/2025 to 1/31/2026**

<b>Mandatory Supervision Outcomes</b>	<b>53</b>	100.00%
<b>Successful</b>	34	64.15%
<b>Revoked - Prison - CDCR</b>	2	3.77%
<b>Revoked - 1170</b>	16	30.19%
<b>Unsuccessful - Jail</b>	1	1.89%

Note: the supervision outcomes above exclude 9 supervisions with "other outcome".

Total Mandatory supervisions completed: **62**  
 Total successful completions: **34**  
 Total unsuccessful completions: **19**  
 Number of offender(s) sent to state prison ( CDCR):**2**  
 Number of offender(s) sent to local jail: **17**  
 Total completions with unmeasurable "other" outcomes: **9**



**Total = 53** (count excludes supervision terminations without measurable outcomes)

**PRCS (Case Type) Supervision Termination Outcomes between 1/1/2026 to 1/31/2026**

<b>PRCS Supervision Outcome Totals:</b>	<b>6</b>	100.00%
<b>Successful</b>	4	66.67%
<b>Unsuccessful - Jail</b>	2	33.33%

Note: the supervision outcomes above exclude 3 supervisions with "other outcome".

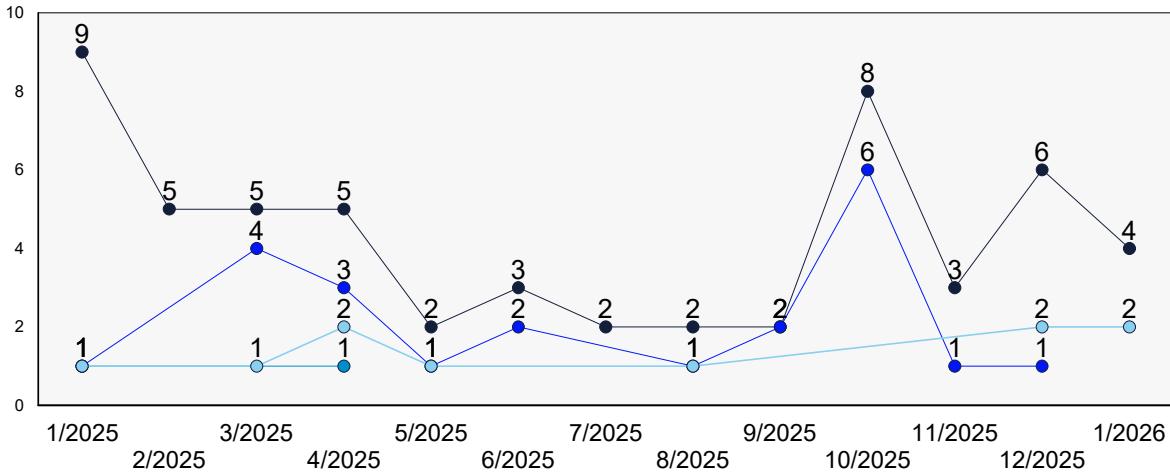
Total PRCS supervisions completed: **9**  
 Total successful completions: **4**  
 Total unsuccessful completions: **2**  
 Number of offender(s) sent to state prison ( CDCR):**0**  
 Number of offender(s) sent to local jail: **2**  
 Total completions with unmeasurable "other" outcomes: **3**

**PRCS (Case Type) Supervision Termination Outcomes 12-Month Lookback from 1/1/2025 to 1/31/2026**

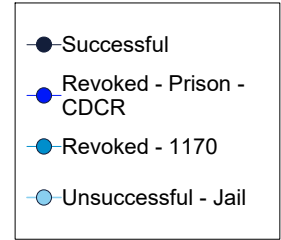
<b>PRCS Supervision Outcome Totals:</b>	<b>90</b>	<b>100.00%</b>
<b>Successful</b>	56	62.22%
<b>Revoked - Prison - CDCR</b>	22	24.44%
<b>Revoked - 1170</b>	2	2.22%
<b>Unsuccessful - Jail</b>	10	11.11%

Note: the supervision outcomes above exclude **25** supervisions with "other outcome".

Total PRCS supervisions completed: **116**  
 Total successful completions: **56**  
 Total unsuccessful completions: **35**  
 Number of offender(s) sent to state prison ( CDCR):**22**  
 Number of offender(s) sent to local jail: **12**  
 Total completions with unmeasurable "other" outcomes: **25**



12-Month Lookback: Supervision Outcomes



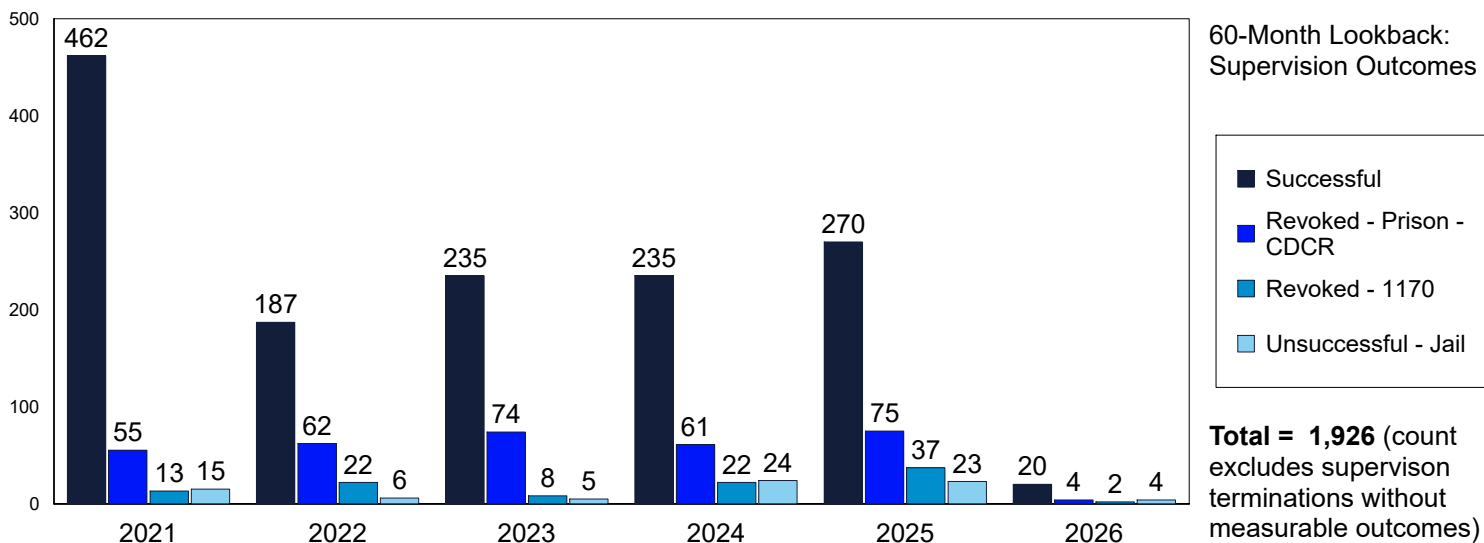
**Total =116** (count excludes supervision terminations without measurable outcomes)

**Adult Supervision Termination Outcomes (all Case Types) 60-Month Lookback from 1/1/2021 to 1/31/2026**

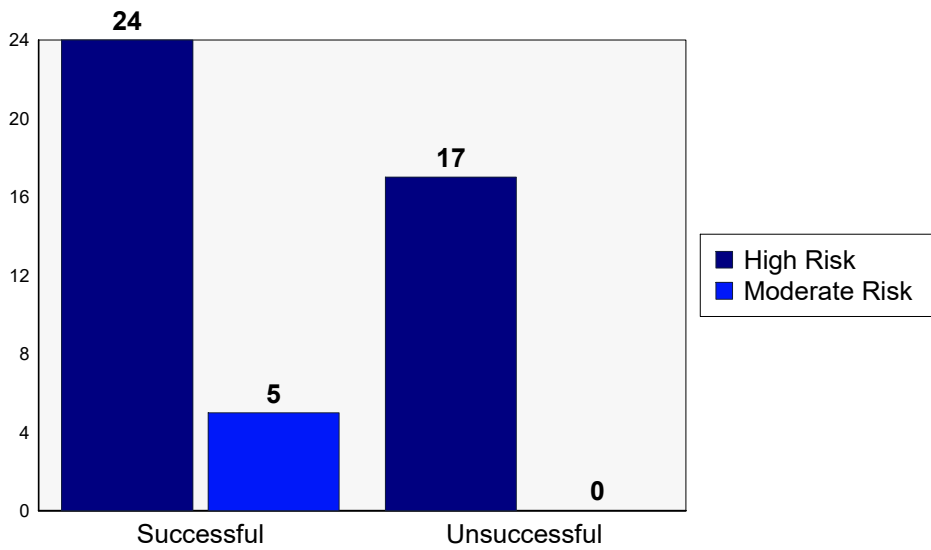
	Total	
<b>Total</b>	<b>1,921</b>	100.00%
<b>Successful</b>	<b>1,409</b>	73.35%
<b>Revoked - Prison - CDCR</b>	<b>331</b>	17.23%
<b>Revoked - 1170</b>	<b>104</b>	5.41%
<b>Unsuccessful - Jail</b>	<b>77</b>	4.01%

Total adult supervisions completed: **2,226**  
 Total successful completions: **1,409**  
 Total unsuccessful completions: **517**  
 Number of offender(s) sent to state prison ( CDCR):**331**  
 Number of offender(s) sent to local jail: **181**  
 Total completions with unmeasurable "other" outcomes: **300**

*Note: the above count excludes 300 supervision terminations without measurable outcomes.*



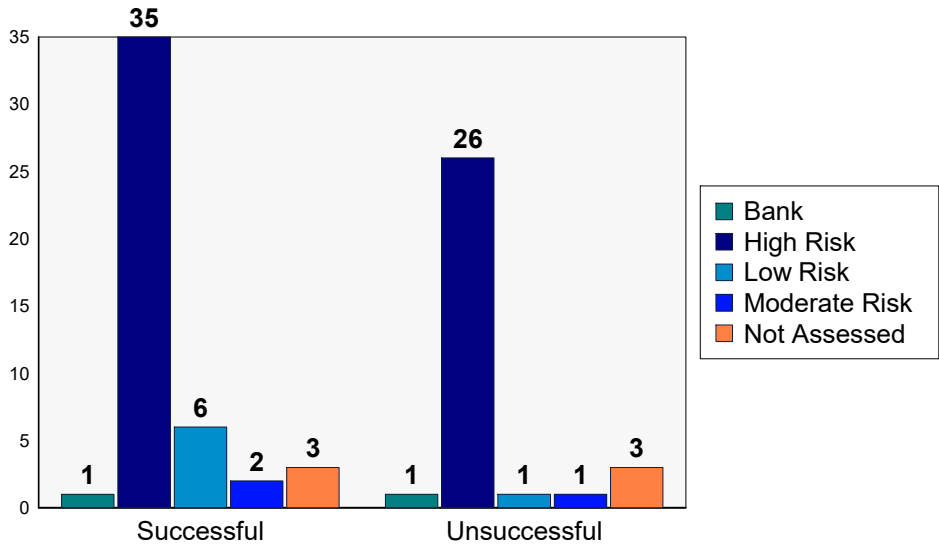
**Mandatory Supervision ("Split Sentence") Completion Outcomes by Risk Classification Levels  
between 2/1/25 and 1/31/2026 (12-month lookback)**



	Total		Successful		Unsuccessful	
<b>Total</b>	<b>46</b>	100.00%	<b>29</b>	63.04%	<b>17</b>	36.96%
High Risk	<b>41</b>	100.00%	24	58.54%	17	41.46%
Moderate Risk	<b>5</b>	100.00%	5	100.00%	0	0.00%

*Note: count total excludes 8 supervisions that ended without measurable outcomes, due to reasons such as transfer or death.*

**PRCS Supervision Completion Outcomes by Risk Classification Level  
between 2/1/25 and 1/31/2026 (12-month lookback)**



	Total		Successful		Unsuccessful	
<b>Total</b>	<b>79</b>	100.00%	<b>47</b>	59.49%	<b>32</b>	40.51%
Bank	2	100.00%	1	50.00%	1	50.00%
High Risk	61	100.00%	35	57.38%	26	42.62%
Low Risk	7	100.00%	6	85.71%	1	14.29%
Moderate Risk	3	100.00%	2	66.67%	1	33.33%
Not Assessed	6	100.00%	3	50.00%	3	50.00%

*Note: count total excludes 23 supervisions that ended without measurable outcomes, due to reasons such as transfer or death.*

**AB109 Realignment Fund Amounts Paid to Vendors for Contracted Services during FY 25-26**  
**Information is current as of 2/9/2026**

	<b>Total</b>	<b>Complete</b>	<b>Didn't Cor</b>	<b>Not Used</b>	<b>Pending</b>
<b>Total</b>	15	6	5	2	2
<b>BIP</b>	1	1	0	0	0
<b>Transitional Housing</b>	14	5	5	2	2

		<b>Total</b>
<b>Total</b>		(\$6,350.00)
<b>BIP</b>	<b>Total</b>	(\$800.00)
	<b>Streets 2 Schools</b>	(\$800.00)
<b>Transitional Housing</b>	<b>Total</b>	(\$5,550.00)
	<b>Feather House</b>	(\$550.00)
	<b>Redwood Recovery Services</b>	(\$3,000.00)
	<b>Sage House</b>	(\$2,000.00)

**Table A shows the number of approved service orders and their outcome status as of 2/9/2026**

**Table B shows the amounts submitted for payment for FY 23-24 services as of 2/9/2026 by vendor and service type.**

**DHHS - Tracking Data Elements for CCRC**

	<b>FY 2024-2025</b>	<b>Jul-25</b>	<b>Aug-25</b>	<b>Sep-25</b>	<b>Oct-25</b>	<b>Nov-25</b>	<b>Dec-25</b>	<b>Jan-26</b>	<b>Feb-26</b>	<b>Mar-26</b>	<b>Apr-26</b>	<b>May-26</b>	<b>Jun-26</b>	<b>FY 2025-2026</b>
<b>Employment Training Division</b>														
# of Clients Informed by ETD of Available Services	<b>66</b>	8	6	3	7	4	6	2						<b>36</b>
# of New Clients this Month	<b>137</b>	7	27	14	13	17	8	2						<b>88</b>
Total Services Delivered to new & returning clients	<b>421</b>	28	30	32	30	23	26	26						<b>195</b>
# Provided Vocational Assessments	<b>0</b>	0	0	0	0	0	0	0						<b>0</b>
# Enrolled in Voc Training	<b>0</b>	0	0	0	0	0	0	0						<b>0</b>
# of WEX and/or OJT Placements	<b>2</b>	0	0	1	0	1	0	0						<b>2</b>
# Entered Employment	<b>2</b>	1	0	1	0	0	2	4						<b>8</b>
<b>Behavioral Health</b>														
Time between referral and treatment encounter (days)	<b>2.8</b>	3.6	2.5	2.7	1.5	2.4	1.0	1.2						<b>2.1</b>
# of encounters by staff.	<b>6137</b>	462	425	348	324	260	246	295						<b>2360</b>
# of encounters by prescriber.	<b>1056</b>	88	24	42	25	33	28	32						<b>272</b>
# of unique encounters.	<b>2629</b>	196	190	191	171	156	165	163						<b>1232</b>
# of treatment hours by providers.	<b>4238</b>	319	301	240	217	188	183	213						<b>1661</b>
# of clients with Dual Diagnosis (medical, SUD, BH).	<b>2373</b>	184	179	178	157	138	143	144						<b>1123</b>
Number of clients receiving acute care (safety cell & acute transfer to SV/CSU).	<b>492</b>	52	52	65	56	52	51	54						<b>382</b>
Total Referrals	<b>967</b>	107	99	108	93	98	78	84						<b>667</b>
# AWOL	<b>8</b>	1	2	1	0	2	0	0						<b>6</b>
# Admit Medical Hospital	<b>13</b>	1	1	1	0	4	0	0						<b>7</b>
# CSU	<b>123</b>	13	13	17	21	22	15	12						<b>113</b>
# Out of County	<b>467</b>	54	45	42	37	44	27	30						<b>279</b>
# SV	<b>201</b>	28	21	20	19	14	24	21						<b>147</b>
# Did Not Meet Criteria for Hold	<b>155</b>	10	17	27	16	12	12	21						<b>115</b>
# of FIST doubts	<b>81</b>	4	8	4	4	7	6	3						<b>36</b>
# of FIST determinations	<b>50</b>	6	2	2	3	2	6	3						<b>24</b>
# of FIST restored	<b>37</b>	4	4	7	5	2	5	0						<b>27</b>
% Homeless Living Arrangement	<b>41%</b>	41%	37%	41%	32%	48%	42%	42%						<b>41%</b>
% Housed Living Arrangement	<b>47%</b>	50%	49%	47%	55%	39%	40%	43%						<b>46%</b>
% Treatment Facility Living Arrangement	<b>12%</b>	9%	15%	11%	13%	13%	18%	15%						<b>13%</b>

## DHHS Data Explanations / Definitions

Employment Training Division	
# of Clients Informed by ETD of Available Services	# of Clients who have been informed by ETD staff either individually or in a group orientation about ETD's available services
# of New Clients this Month	# of Clients who have met one-on-one with an ETD staff member for an initial vocational counseling session or other work readiness service
Total Services Delivered to new & returning clients	Total # of services delivered during month - includes services to new and returning clients
# Provided Vocational Assessments	# of clients who have received one or more of the following vocational assessments:
	- CareerScope - measures career aptitudes and attraction
	- Emotional Intelligence Success Profiler - measures social/Emotional barriers affecting work Success
	- Keirseey Temperament Sorter - Identifies personality traits, attitudes, values & talents
# Enrolled in Voc Training	# of Clients enrolled in a vocational training program through a local college or private provider
# of WEX and/or OJT Placements	# of Clients placed in a work-experience or on-the-job-training subsidize job
# Entered Employment	# of AB109 Client to enter unsubsidized employment
Behavioral Health	
Time between referral and treatment encounter (days)	Average number of days between a referral and being seen for BH health services
# of encounters by staff.	# of BH service instances performed by providers
# of encounters by prescriber.	# of BH service instances performed by Drs and NPs
# of unique encounters.	# of clients who received service one or more times during a month
# of treatment hours by providers.	Total number of logged hours providing a service to a client
# of clients with Dual Diagnosis (medical, SUD, BH).	# of clients who received mental health services and had a non-mental health diagnosis code
Number of clients receiving acute care (safety cell & acute transfer to SV/CSU).	# of clients referred to SV, CSU, SUD, transferred out of county, or admitted to a medical facility after a hold
Total Referrals	# of outcomes and referrals from a temporary hold
# Admit Medical Hospital	# of transfers to a medical facility after a temporary hold
# CSU	# of transfers to CSU from a temporary hold
# Out of County	# of transfers to an 'out of county' facility after a temporary hold
# SV	# of transfers to SV from a temporary hold
# AWOL	# of instances of a client AWOL
# Did Not Meet Criteria for Hold	# who determined to not meet criteria for a temporary 1799 or 5150 hold
# of FIST doubts	# of Felony Incompetent to Stand Trial 1368's with competency doubts
# of FIST determinations	# of Felony Incompetent to Stand Trial receiving a 1370 order
# of FIST restored	Total # of Felony Incompetent to Stand Trial instances where competency was determined or declared
% Homeless Living Arrangement	% Clients receiving service and identifying as having a homeless living arrangement out of all clients with a noted living arrangement
% Housed Living Arrangement	% Clients receiving service and identifying as having a homeless living arrangement out of all clients with a noted living arrangement
% Treatment Facility Living Arrangement	% Clients receiving service and identifying as having a treatment facility as their living arrangement out of all clients with a noted living arrangement

**Humboldt County Correctional Facility (HCCF)**  
**Number of Jail Inmates Requiring Mental Health and Medical Services by Month**  
**2025-2026**

Jail Inmates Requiring Mental Health Services	Humboldt County Jail Mental Health Services													
	Mental Health Services :	Jul-25	Aug-25	Sep-25	Oct-25	Nov-25	Dec-25	Jan-26	Feb-26	Mar-26	Apr-26	May-26	Jun-26	Monthly Average
1. Number of Mental Health cases open on last day of month	<b>437</b>	<b>378</b>	<b>442</b>	<b>374</b>	<b>319</b>	<b>264</b>	<b>310</b>							<b>361</b>
2. Number of new Mental Health cases opened during month	191	175	146	115	117	89	144							140
3. Number of inmates receiving psychotropic medications on last day of month	128	136	146	158	150	150	100							138

1. Calculation is based on tally of all inmates in the offender management system census, printed on the last business day of the month, who received Mental Health services during the month. This also includes those who are continuously incarcerated and continue to receive Mental Health services.

2. Calculation is based on comparison of the current month's census with the previous month's census of those incarcerated, and tally of new inmates opened for services during the current month.

3. Calculation is based on comparing the jail medication list with the jail census and tallying the total number of clients who are receiving psychotropic medications.